

Implementation Requirements

Version 2.13
Last updated: Mar 2024

KaiOS
enable tomorrow

1. Hello!

Welcome to our Implementation Requirements.

In this document, you'll learn the requirements and guidelines for packaging and placing boot screens and apps on KaiOS devices. You'll also find template files and designs.

By respecting these guidelines, you help us protect our brand identity and fulfill the agreements we have with all partners that are part of the Kai ecosystem.

Thank you for your cooperation.



2. Our brand on a page

Our brand idea

Unleash unexpected potential.

The internal guiding principle that informs everything we do.

Our brand purpose

We exist to empower people around the world through technology.

This is why we get out of bed every morning.

Our brand positioning

Re-imagine what’s possible by enabling personal, business, and social transformations.

KaiOS is an enabler; we empower others to transform themselves and achieve more than they expected possible.

Our tagline

Enable Tomorrow

This is what KaiOS is about.
We **enable** others, and we do this so that we can build a better **tomorrow**, together.


Logo

1. Brand logo
2. Logo lockup
3. What to do
4. What not to do
5. *Enabled by KaiOS badge*




1. Brand logo


The brand logo is designed to give prominence to the KaiOS brand. It features a sharp central design element that expresses our commitment to advanced technologies and a determination to take on challenges.



Kai Purple (267C) 100%
RGB: 111 2 181
CMYK: 75 100 0 0
Hex: #6f02b5



Kai Purple (267C) 50%
RGB: 111 2 181
CMYK: 75 100 0 0
Hex: #6f02b5




Light Purple (528C)
RGB: 175 132 212
CMYK: 33 47 0 0
Hex: #af8ed8




2. Logo lockup

The logo lockup is the term used when the logo is used together with the tagline. It expresses the main idea that KaiOS stands for.


Aside from exceptional situations, the logo lockup should be used **as the first choice logo**.



Kai Purple (267C) 100%
RGB: 111 2 181
CMYK: 75 100 0 0
Hex: #6f02b5



Kai Purple (267C) 50%
RGB: 111 2 181
CMYK: 75 100 0 0
Hex: #6f02b5




Light Purple (528C)
RGB: 175 132 212
CMYK: 33 47 0 0
Hex: #af8ed8



3. What to do

Use white on purple, or purple on white.

If necessary, you can also use the logo in black or white.



Make it readable.

Use a minimum size of **80px for digital** and **20mm for print**. Isolate the logo from competing visual elements by adding clear space.



Use the tagline.

Whenever possible, use the logo and the tagline together (see [Logo lockup](#)).



4. What not to do

Please, be mindful of our logo. Respect the guidelines and avoid mis-usage.



Don't use the logo in any colors other than purple, black, and white.




Don't use two colors on the logo.




Don't change the logo or logo lockup placement.



Don't rotate the logo or logo lockup.



Don't resize the logo or logo lockup without keeping the original proportions.



Don't use a background image with elements that interfere with the logo or logo lockup design.



Don't use a background color with low contrast with the logo or logo lockup.



Don't force the logo or logo lockup into a complicated shape.



Don't apply special effects, such as drop shadow, to the logo or logo lockup.



Don't place an image into the logo or logo lockup.



Don't use the logo lockup with any colors other than purple, black, and white..



Don't change the sizing ratio of the logo or tagline.



Don't invert the order of the tagline and the logo.



Don't move the horizontal tagline from the logo.



Don't use two lines for the tagline.

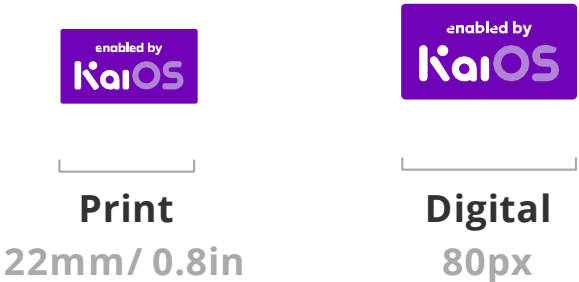
5. *Enabled by KaiOS* badge

The *Enabled by KaiOS* badge follows the same rules as the KaiOS logo and other emblems.

Colors



Minimum size



Clear space




Incorrect usages



Don't change badge color.



Don't remove or rearrange badge elements.



Don't apply it illegibly.

UX

1. Carousel apps placement

2. 512MB/4GB device

- a. Apps placement (carrier products)
- b. Apps placement (open market products)
- c. Apps placement (landscape products)
- d. Grouped Kai game/utility apps
- e. Preload applications

3. 256MB/512MB device

- a. Apps placement (carrier products)
- b. Apps placement (open market products)
- c. Apps placement (landscape products)

4. Browser setup & bookmarks

5. Physical keys

- a. D-pad, LSK, and RSK navigation on home screen

6. Startup screen

- a. Placement for one partner logo
- b. Placement for two partner logos
- c. Placement for three partner logos

7. Shutdown screen

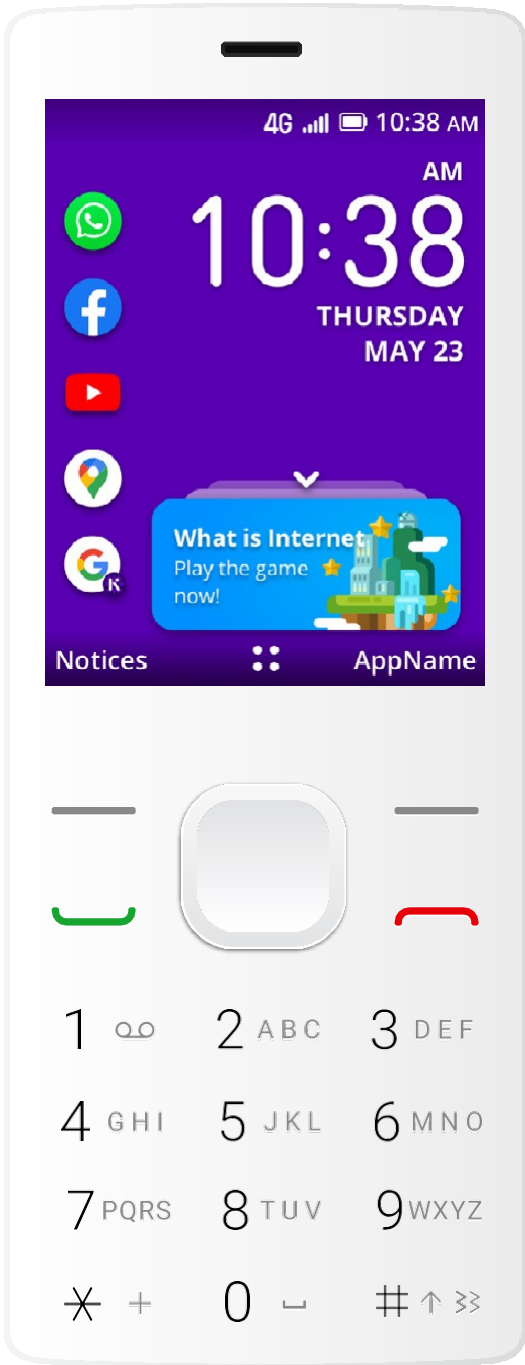
- a. KaiOS version
- b. Partner's custom version



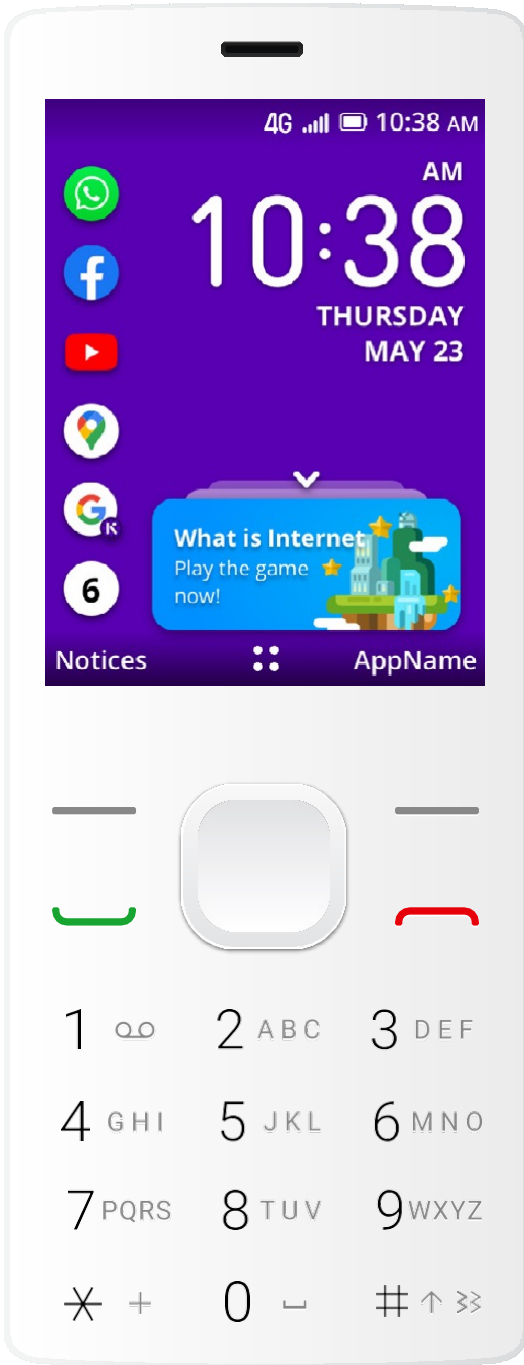
1. Carousel apps placement

Requirements

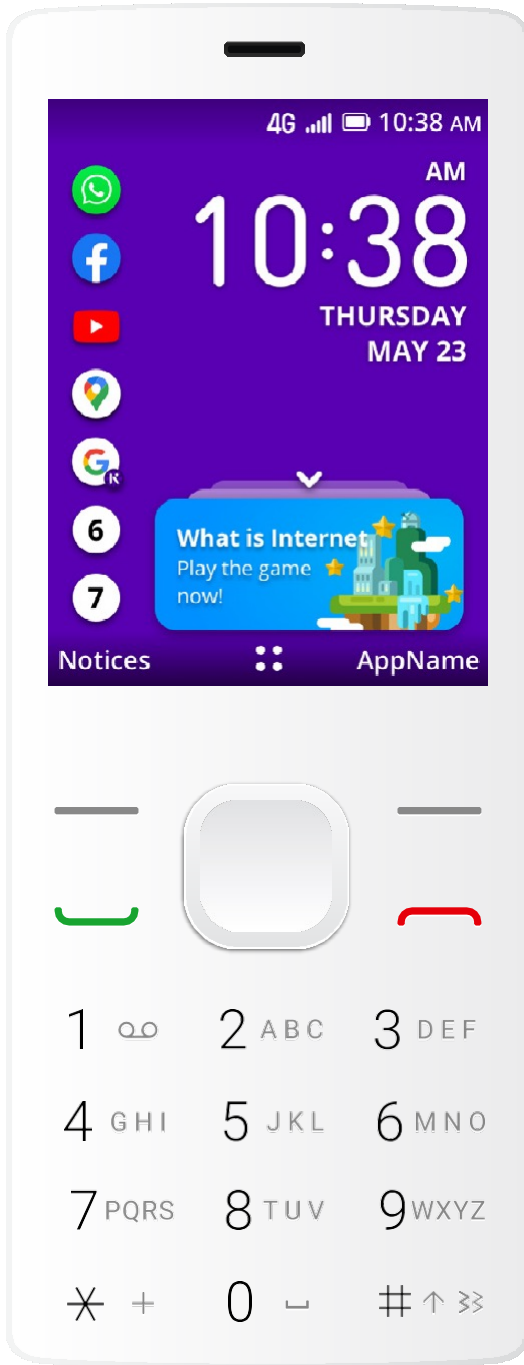
- The five default apps are WhatsApp, Facebook, YouTube, Google Maps and Google Search. If they are preloaded, they shall be in carousel.
- Five apps option by default.
- KaiOS may, at its own discretion, preload one to two additional apps.
- Partners may propose to preload one to two additional apps in the carousel with a preload fee.



Carousel with 5 apps (default)

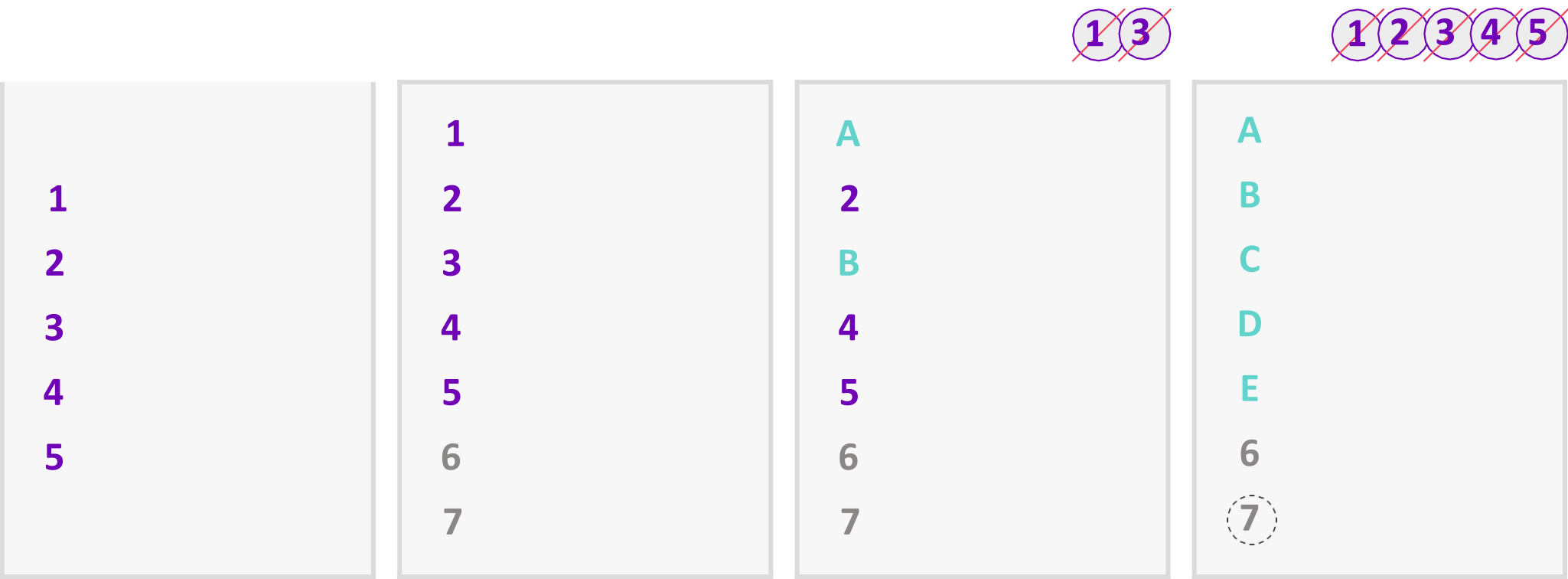


Carousel with 6 apps



Carousel with 7 apps (maximum)

1. Carousel replacement logic¹



Five apps option by default.

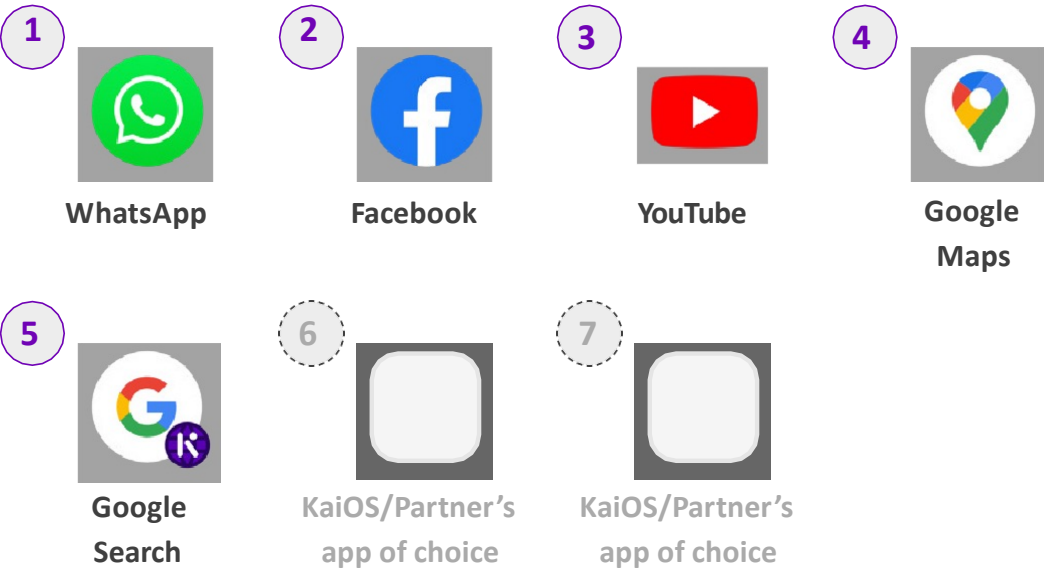
KaiOS may, at its own discretion, preload one to two additional apps.

Partners may propose to preload one to two additional apps in the carousel with a preload fee.


If the partner chooses not to preload *any* of the *five* default apps, the partner is required to fill up the exact spots of the missing default apps with the replacement apps in the above order.

If the partner chooses not to preload *all five* default apps, the partner is required to fill up the carousel based on the Replacement List (right).

Default Apps List



Replacement Apps List²



¹For all the rules, KaiOS reserves the right to final placement and interpretation for the content.

²Replacement list is provisional, and KaiOS reserves the right to final replacement rule.

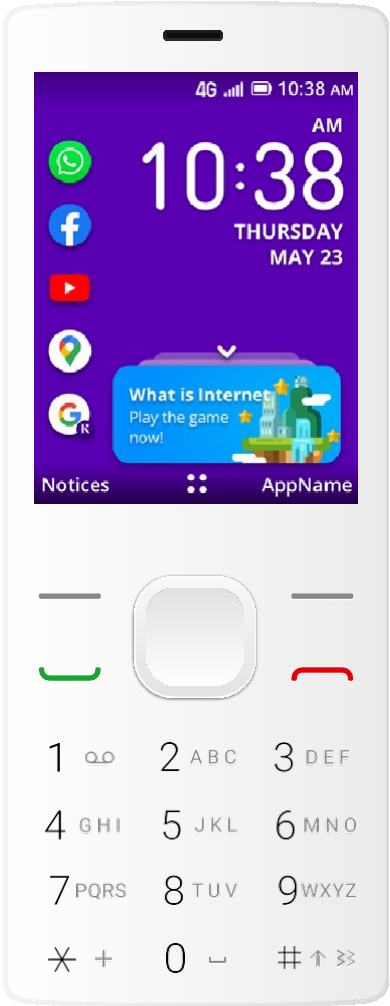
512MB/4GB device

2a. Apps placement

(carrier products)

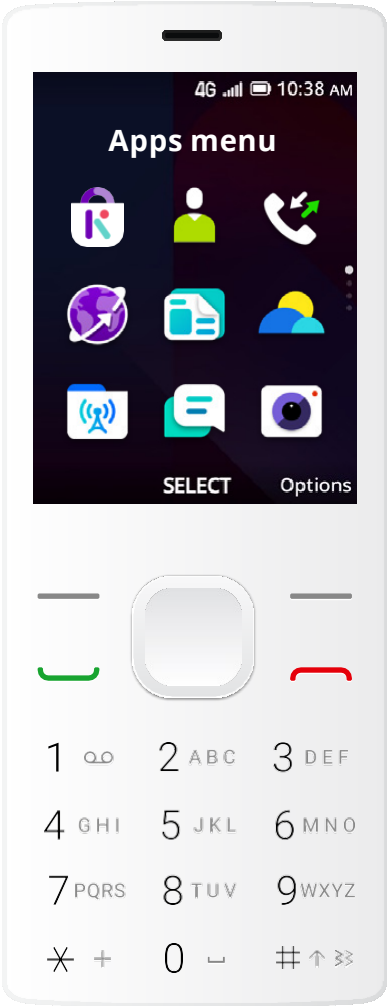
Requirements¹

- All the apps in the apps menu shown in this page shall be preloaded (except Kai Voice Assistant).
- All apps in the carousel will also be in the apps menu.
- Underlined apps have a fixed position. Partners are not allowed to move their positions.
- Partners' apps will be placed at the bottom of apps menu.
- All apps cannot be uninstalled (except Facebook and WhatsApp).
- If any of the apps is unavailable, all the non-underlined apps behind it should move ahead one spot altogether.
- KaiOS is not liable if a preloaded third-party app ceases to be supported by the developer or if it does not work properly.



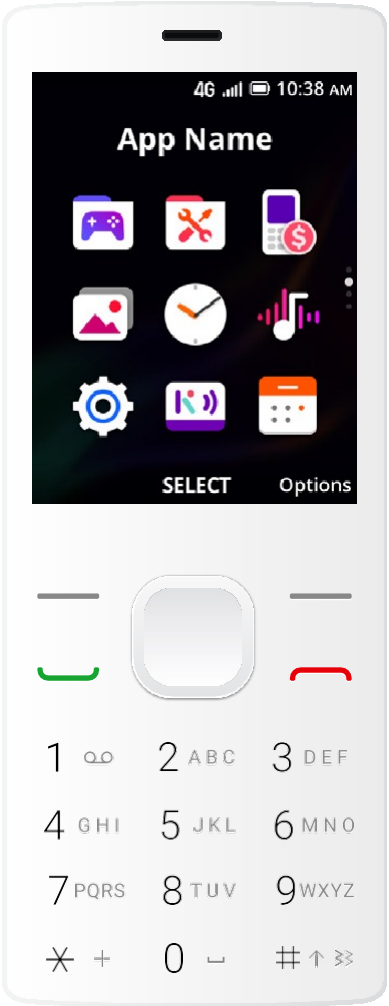
Home Screen

WhatsApp
Facebook
YouTube
Google Maps
Google Search



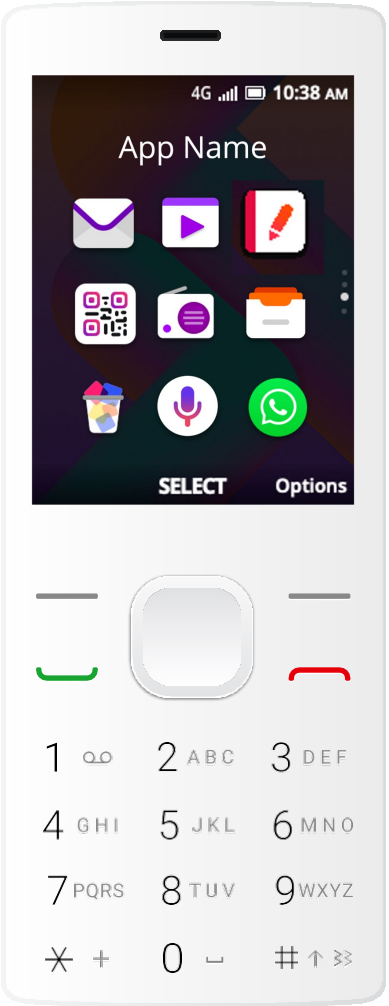
Apps menu page 1

KaiStore
Contacts
Call Log
Internet
News
KaiWeather
Carrier (grouped apps)
Messages
Camera



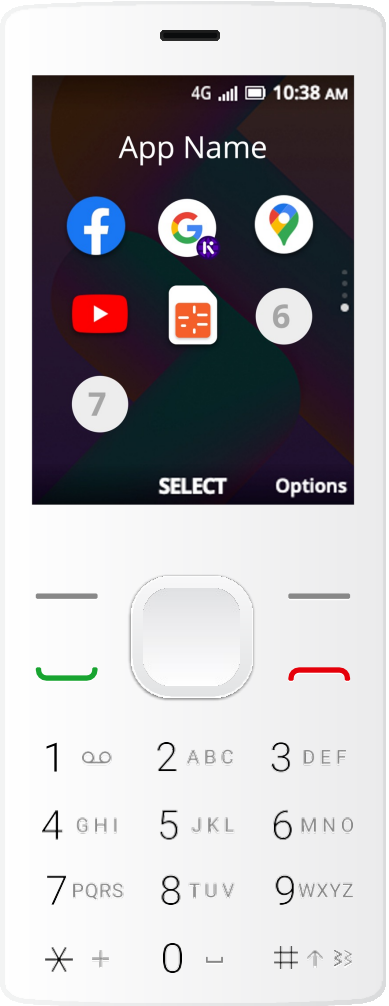
Apps menu page 2

Games (grouped apps)
Utilities (grouped apps)
MyMoBill (DFP)
Gallery
Clock
Music
Settings
Kai Pay
Calendar



Apps menu page 3

E-mail
Video
Notes
QR reader²
FM Radio
File Manager
Memory Cleaner
Kai Voice Assistant²
WhatsApp³



Apps menu page 4

Facebook³
Google Search
Google Maps
YouTube
SIM Tool Kit (STK)
Partners' app
Partners' app

¹For exceptions on specific apps or specific markets, please contact KaiOS Support & Product team to get final approval.
²Only available on KaiOS 2.5.4 and 3.0+.
³Not available on KaiOS 3.0.

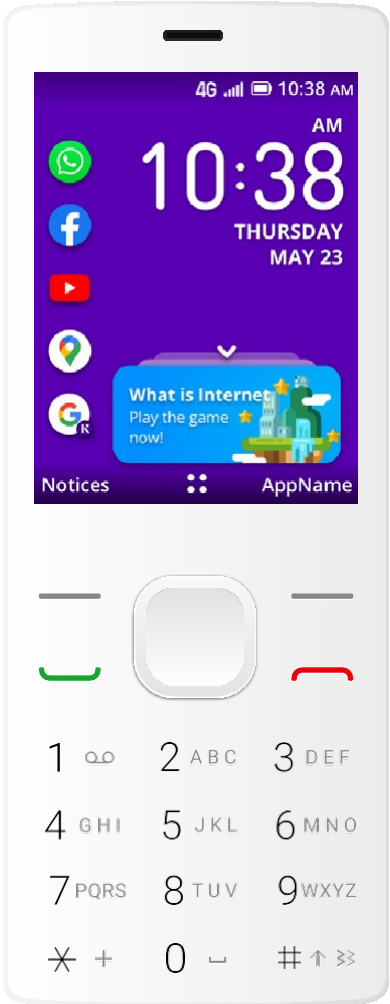
512MB/4GB device

2b. Apps placement

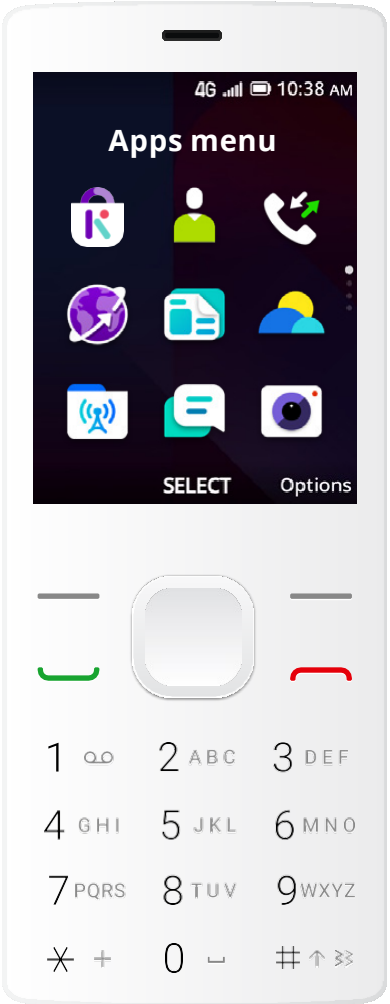
(open market products)

Requirements¹

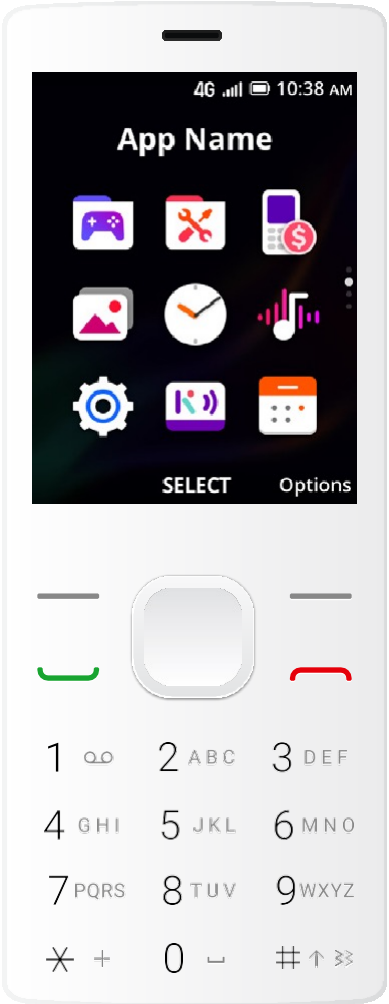
- All the apps in the apps menu shown in this page shall be preloaded (except Kai Voice Assistant).
- All apps in the carousel will also be in the apps menu.
- Underlined apps have a fixed position. Partners are not allowed to move their positions.
- Partners' apps will be placed at the bottom of apps menu.
- All apps cannot be uninstalled (except Facebook and WhatsApp).
- The Carrier folder will only be visible when user inserts a partner operator SIM card.
- If any of the apps is unavailable, all the non-underlined apps behind it should move ahead one spot altogether.
- KaiOS is not liable if a preloaded third-party app ceases to be supported by the developer or if it does not work properly.



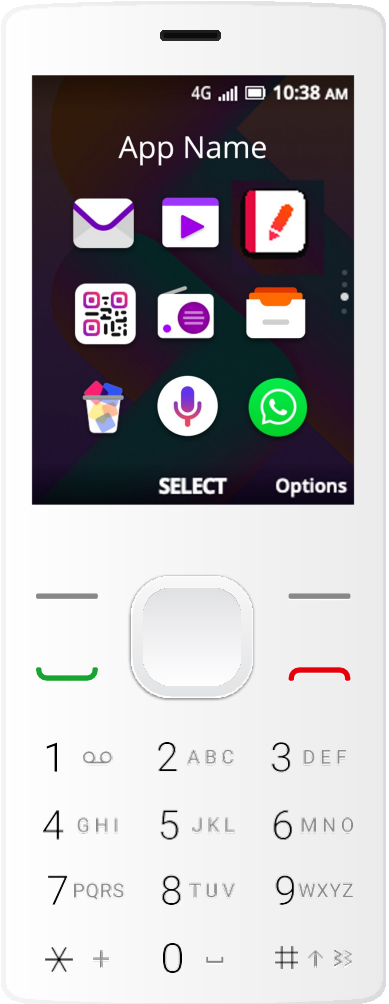
Home Screen
[WhatsApp](#)
[Facebook](#)
[YouTube](#)
[Google Maps](#)
[Google Search](#)



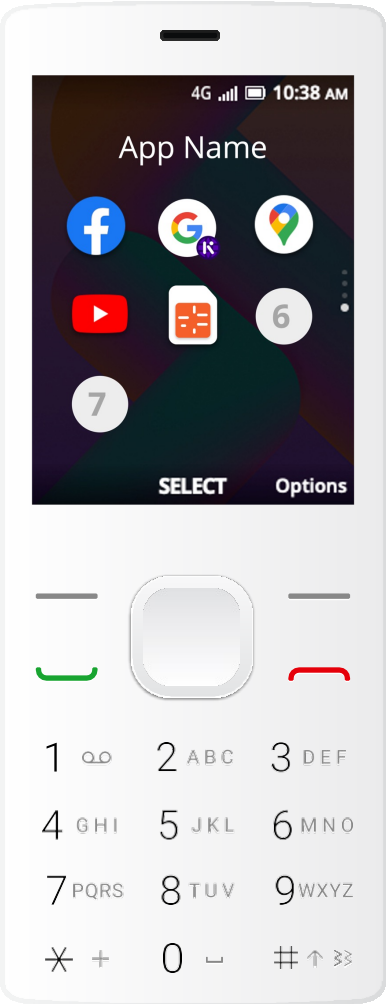
Apps menu page 1
[KaiStore](#)
Contacts
Call Log
[Internet](#)
[News](#)
KaiWeather
[Carrier \(grouped apps\)](#)
Messages
Camera



Apps menu page 2
Games (grouped apps)
Utilities (grouped apps)
[MyMoBIII \(DFP\)](#)
Gallery
Clock
Music
Settings
[Kai Pay](#)
Calendar



Apps menu page 3
E-mail
Video
Notes
QR reader²
FM Radio
File Manager
Memory Cleaner
Kai Voice Assistant²
WhatsApp³



Apps menu page 4
Facebook³
Google Search
Google Maps
YouTube
SIM Tool Kit (STK)
Partners' app
Partners' app

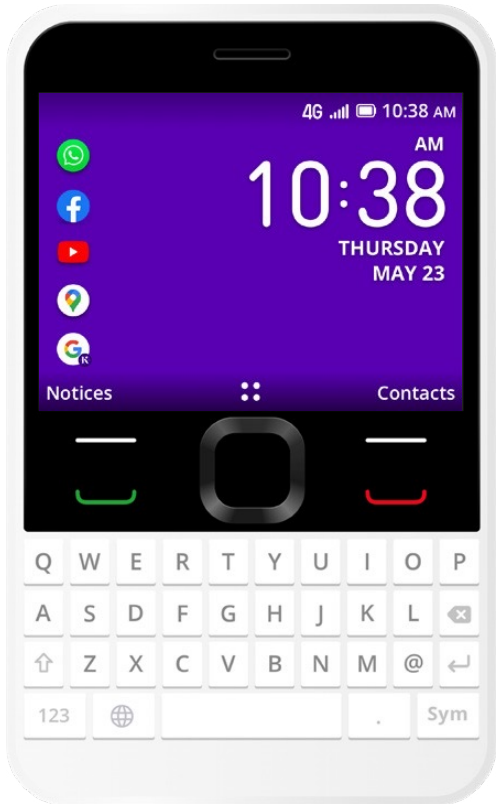
¹For exceptions on specific apps or specific markets, please contact KaiOS Support & Product team to get final approval.
²Only available on KaiOS 2.5.4 and 3.0+.
³Not available on KaiOS 3.0.

512MB/4GB device

2c. Apps placement (landscape products)

Requirements¹

- All the apps in the apps menu shown in this page shall be preloaded (except Kai Voice Assistant).
- All apps in the carousel will also be in the apps menu.
- Underlined apps have a fixed position. Partners are not allowed to move their positions.
- Partners' apps will be placed at the bottom of apps menu.
- All apps cannot be uninstalled (except Facebook and WhatsApp).
- If any of the apps is unavailable, all the non-underlined apps behind it should move ahead one spot altogether.
- KaiOS is not liable if a preloaded third-party app ceases to be supported by the developer or if it does not work properly.



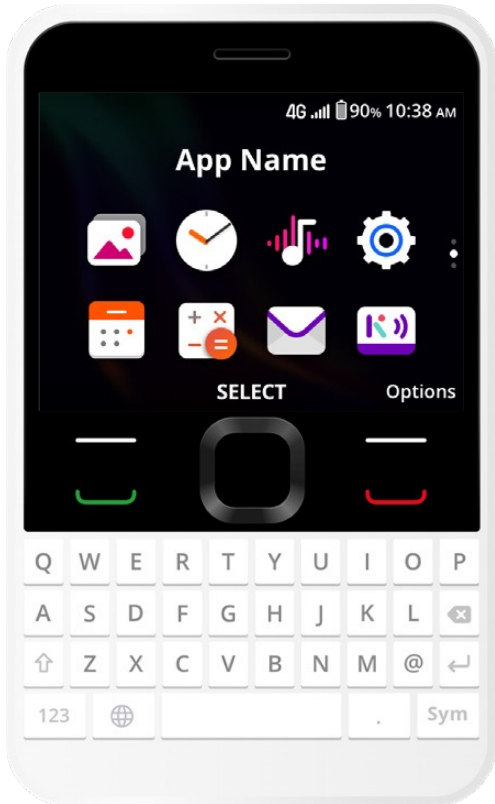
Home Screen

[WhatsApp](#)
[Facebook](#)
[YouTube](#)
[Google Maps](#)
[Google Search](#)



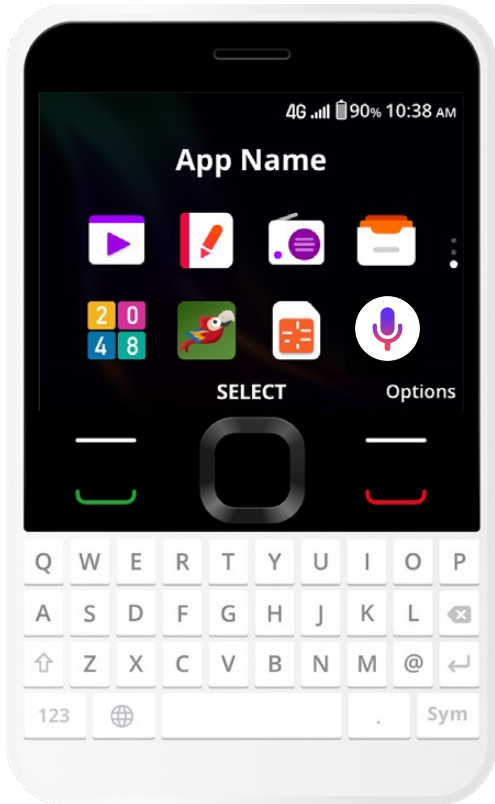
Apps menu page 1

[KaiStore](#)
Contacts
Call Log
KaiWeather
[Internet](#)
[News](#)
Messages
Camera



Apps menu page 2

Gallery
Clock
Music
Settings
Calendar
Calculator
E-mail
[Kai Pay](#)



Apps menu page 3 Video

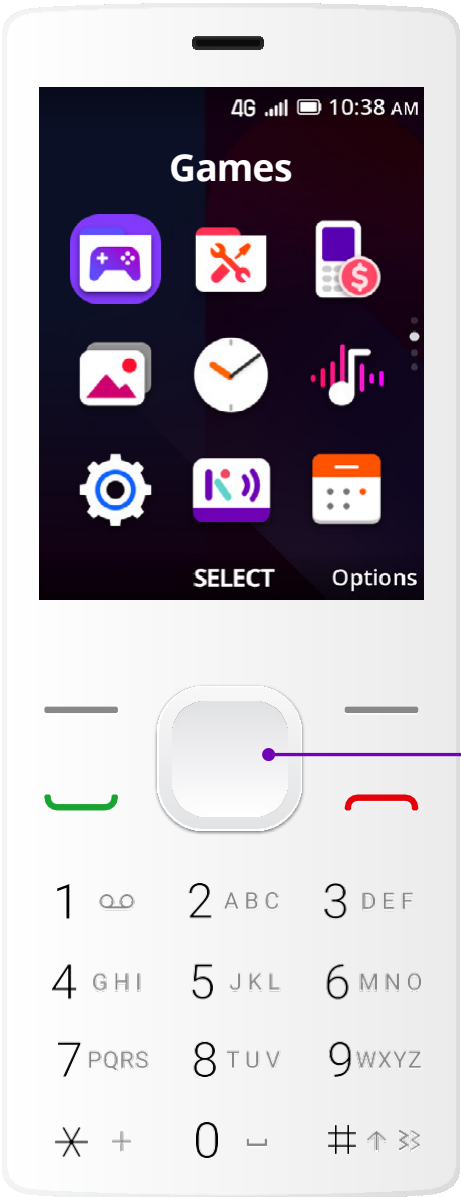
Notes FM Radio
File Manager 2048
Birdy
SIM Tool Kit (STK)
Kai Voice Assistnat²
Partners' app
(will be in Apps menu page 4)
Partners' app
(will be in Apps menu page 4)

¹For exceptions on specific apps or specific markets, please contact KaiOS Support & Product team to get final approval. KaiOS reserves the right of final interpretation for the content hereinabove.

²Only available on KaiOS 2.5.4 and 3.0+.

512MB/4GB device

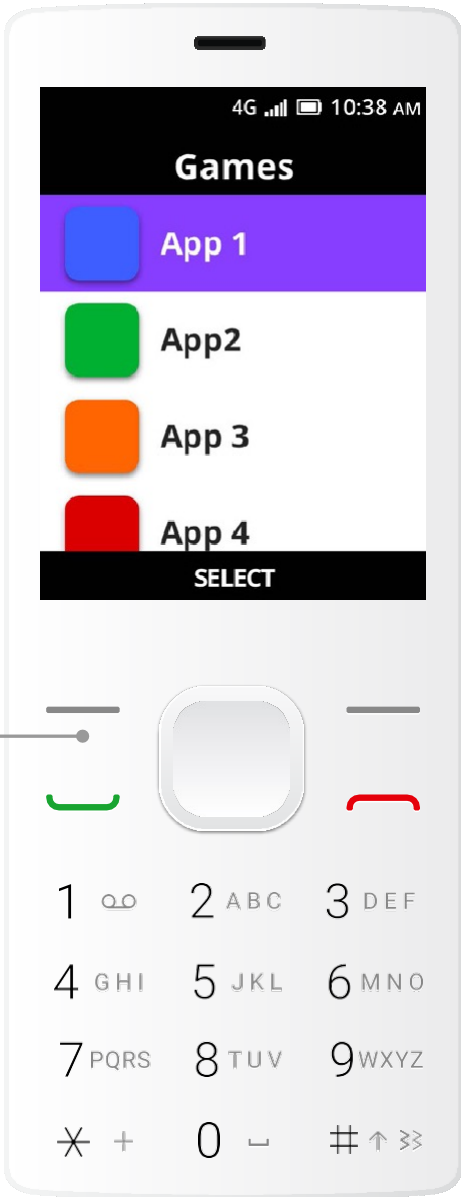
2d. Grouped Kai game apps¹



Apps menu page 2

Press **CSK** to
view grouped
game apps

Press **Back** key
to return



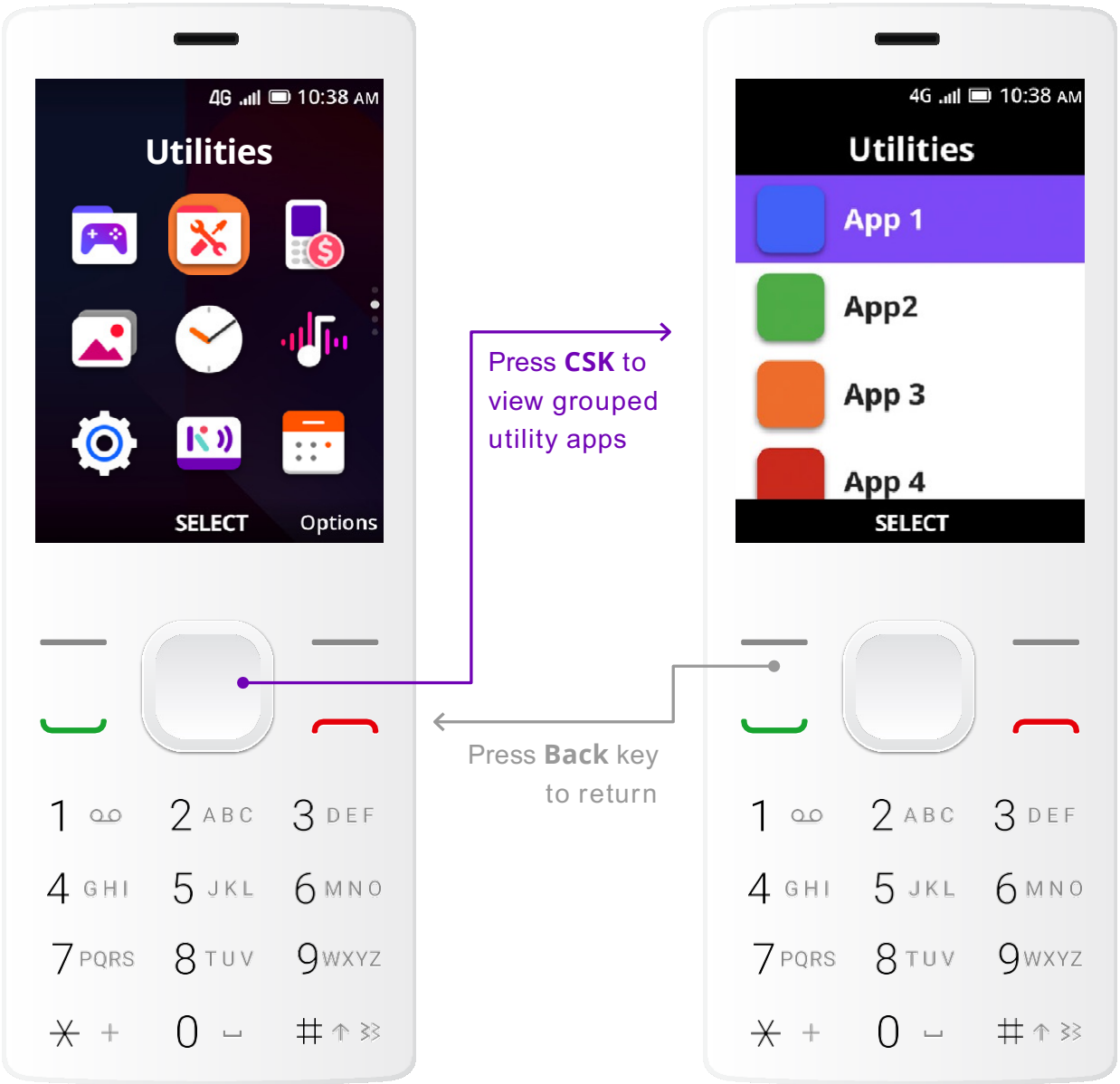
Games apps list

Placeholder # _ App Name
App 1 _ Gems (Kai Game)
App 2 _ Guardians (Kai Game)
App 3 _ Whackamole (Kai Game)
App 4 _ Birdy (Kai Game)
App 5 _ 2048 (Kai Game)
...

¹For exceptions on specific apps or specific markets, please contact KaiOS Support & Product team to get final approval. KaiOS reserves the right of final interpretation for the content hereinabove.

512MB/4GB device

2d. Grouped Kai utility apps¹



Placeholder # _ App Name
App 1 _ Calculator
App 2 _ To-Do
App 3 _ Recorder
...

¹For exceptions on specific apps or specific markets, please contact KaiOS Support & Product team to get final approval. KaiOS reserves the right of final interpretation for the content hereinabove.

512MB/4GB device

2e. Preload applications

The following list of Preload Applications may be changed by KaiOS upon written notice to partners (email to suffice), except when adding a Preload Application that requires separate terms and conditions for use. In this case, partner’s prior written consent is required.

Subject to applicable requirements detailed herein, the Parties shall document in writing the final placement of all the Preload Applications for each Device no later than when the overall technical implementation of KaiOS Platform and the Device is finalized, so called the “Technical Approval”.

Preload Kai Native Applications

KaiOS may, at its own discretion, select the Preload Kai Native Applications from the below list to be pre-loaded:

- | | | | |
|--------------|----------------|------------------|--------------------------|
| • Browser | • Gallery | • Audio Recorder | • Kai News |
| • Calculator | • Launcher | • Unit Converter | • Kai Voice Assistant |
| • Calendar | • Messaging | • File Manager | • QR Reader |
| • Camera | • Music | • Call Log | • Life |
| • Clock | • Phone/Dialer | • Store | • Kai Games Applications |
| • Contacts | • Settings | • Event Logger | • Cards Manager |
| • FM Radio | • Notes | • Kai Weather | |

Kai Games Applications

KaiOS may, at its own discretion, select some games Preload Kai Native Applications (the “Kai Games Applications”) from the below list to be pre-loaded:

- | | | | |
|--------------|-------------|---------------|------------------|
| • 2048 | • Drawsum | • Ice Breaker | • Stack Building |
| • Birdy | • Gems | • Plan.ET | • Whackamole |
| • Crazy Eggs | • Guardians | • Sokoban | • Bubbleshooter |

512MB/4GB device

2e. Preload applications (cont'd)

Preload 3rd Party Application: Horoscope

The Horoscope application means one of the following applications, at Kai own discretion, and shall be pre-loaded to be placed in the Apps Menu:

- Either AirFind application; or
- Oussa application; or
- Preload Kai Native Application

Preload 3rd Party Application: Facebook

Subject to the terms of Exhibit I.2, Facebook Applications means the following applications and shall be pre-loaded:

- Facebook Application for KaiOS, and
- WhatsApp Application for KaiOS

(Optional) Preload 3rd Party Application: Google

Subject to the terms of Exhibit I.1, Google Applications means the following applications and partner can decide to preload or not:

- Google Search Application, and
- Google Maps, and
- YouTube Application, and
- One other Google application that Kai may notify partner about during the Term

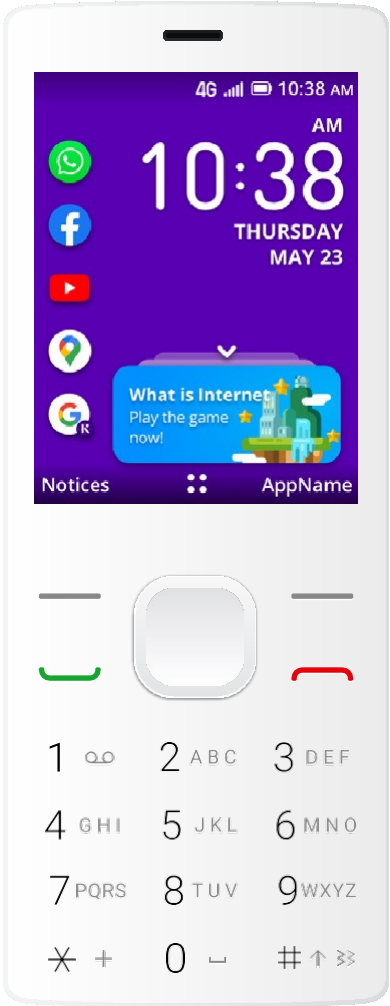
256MB/512MB device

3a. Apps placement

(carrier products)

Requirements¹

- All the apps in the apps menu shown in this page shall be preloaded (except Kai Voice Assistant).
- All apps in the carousel will also be in the apps menu.
- Underlined apps have a fixed position. Partners are not allowed to move their positions.
- Partners’ apps will be placed at the bottom of apps menu.
- All apps cannot be uninstalled (except Facebook and WhatsApp).
- If any of the apps is unavailable, all the non-underlined apps behind it should move ahead one spot altogether.
- KaiOS is not liable if a preloaded third-party app ceases to be supported by the developer or if it does not work properly.



Home Screen

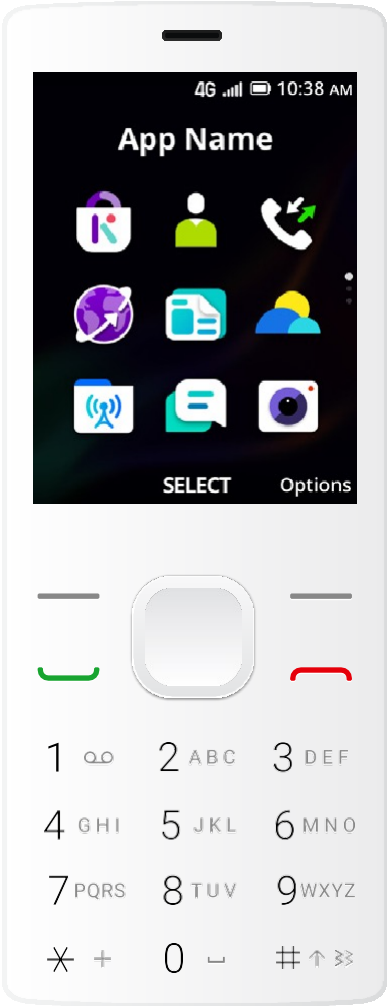
[WhatsApp](#)

[Facebook](#)

[YouTube](#)

[Google Maps](#)

[Google Search](#)



Apps menu page 1

[KaiStore](#)

Contacts

Call Log

[Internet](#)

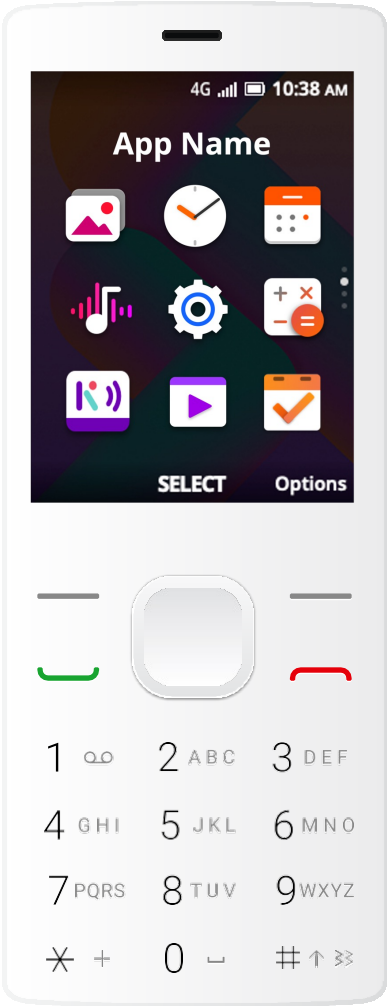
[News](#)

KaiWeather

[Carrier \(grouped apps\)](#)

Messages

Camera



Apps menu page 2

Gallery

Clock

Calendar

Music

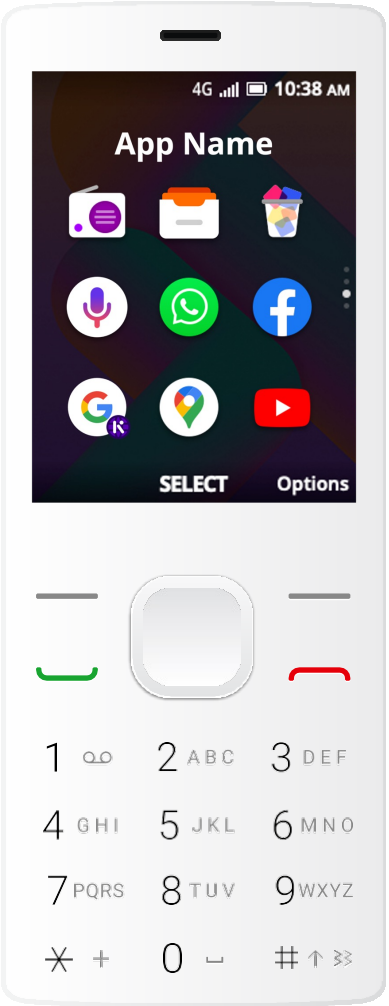
Settings

Calculator

[Kai Pay](#)

Video

To Do



Apps menu page 3

FMRadio

File Manager

Memory Cleaner

Kai Voice Assistant²

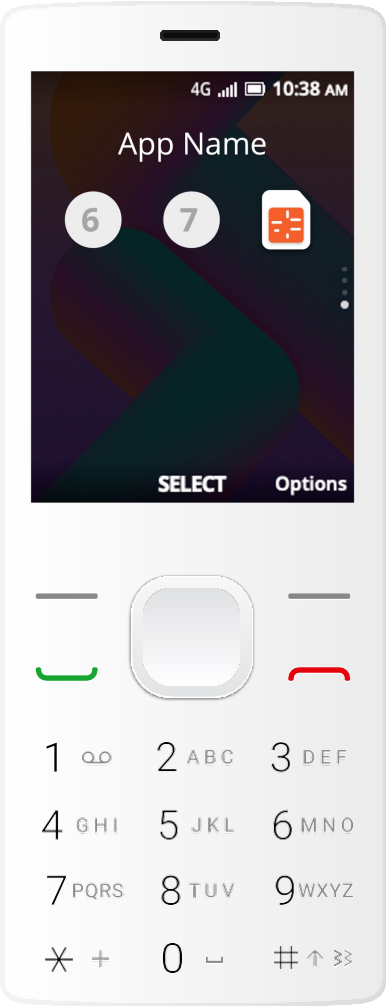
WhatsApp³

Facebook³

Google Search

Google Maps

YouTube



Apps menu page 4

SIM Tool Kit (STK)

Partners' app

Partners' app

¹For exceptions on specific apps or specific markets, please contact KaiOS Support & Product team to get final approval. KaiOS reserves the right of final interpretation for the content hereinabove.

²Only available on KaiOS 2.5.4 and 3.0+.

³Not available on KaiOS 3.0.

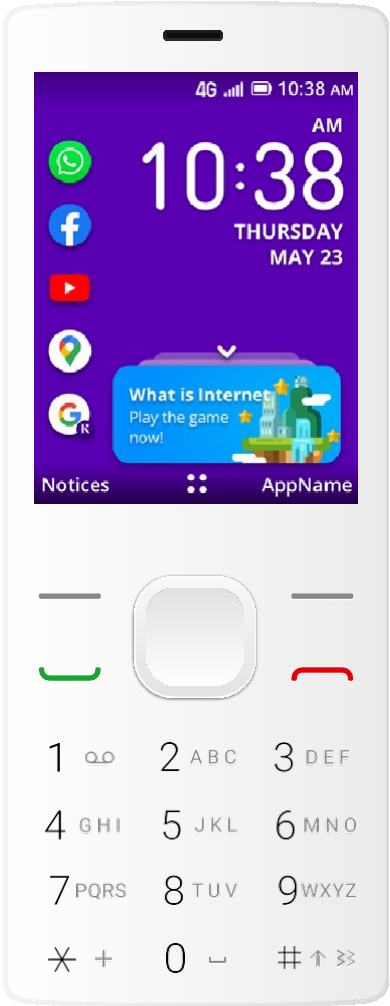
256MB/512MB device

3b. Apps placement

(open market products)

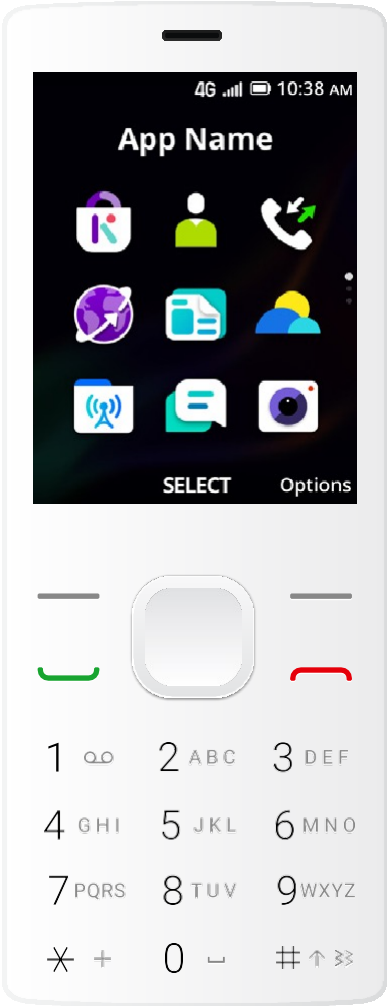
Requirements¹

- All the apps in the apps menu shown in this page shall be preloaded (except Kai Voice Assistant).
- All apps in the carousel will also be in the apps menu.
- Underlined apps have a fixed position. Partners are not allowed to move their positions.
- Partners' apps will be placed at the bottom of apps menu.
- All apps cannot be uninstalled (except Facebook and WhatsApp).
- The Carrier folder will only be visible when the user inserts a partner operator SIM card.
- If any of the apps is unavailable, all the non-underlined apps behind it should move ahead one spot altogether.
- KaiOS is not liable if a preloaded third-party app ceases to be supported by the developer or if it does not work properly.



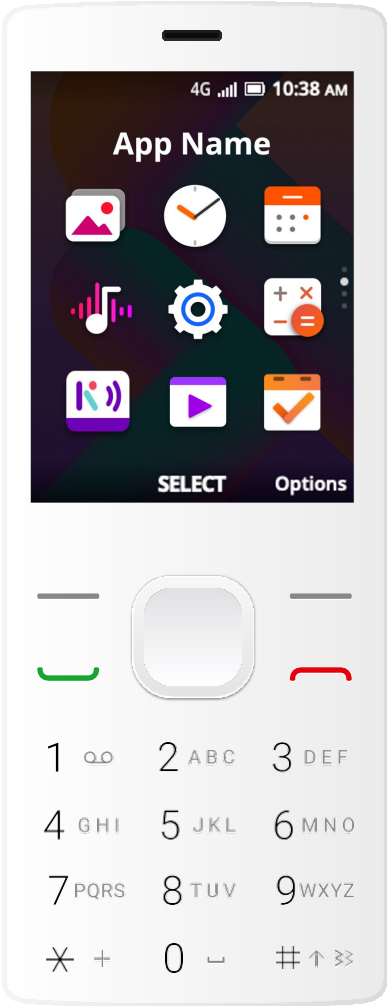
Home Screen

WhatsApp
Facebook
YouTube
Google Maps
Google Search



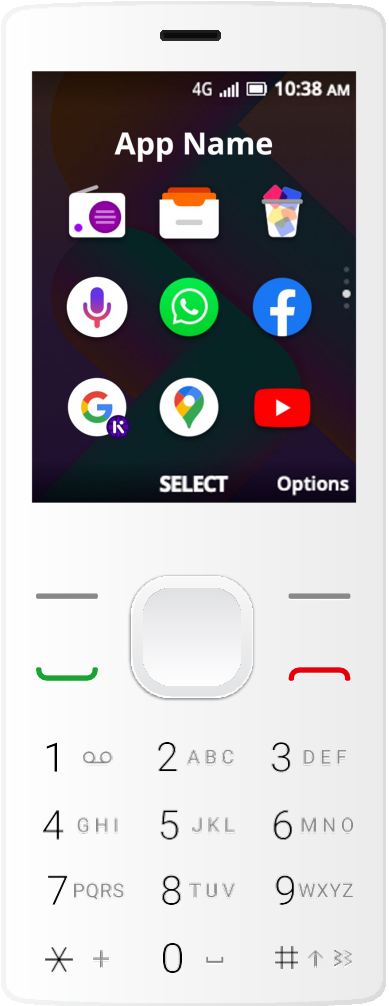
Apps menu page 1

KaiStore
Contacts
Call Log
Internet
News
KaiWeather
Carrier (grouped apps)
Messages
Camera



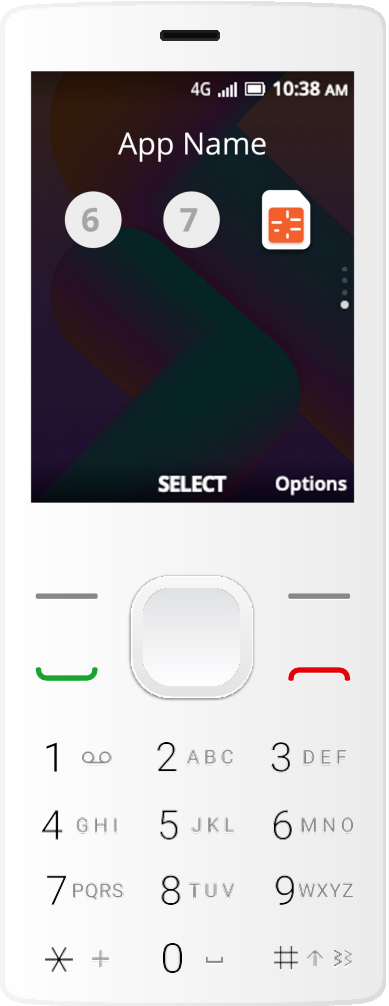
Apps menu page 2

Gallery
Clock
Calendar
Music
Settings
Calculator
Kai Pay
Video
To Do



Apps menu page 3

FMRadio
File Manager
Memory Cleaner
Kai Voice Assistant²
WhatsApp⁴³
Facebook³
Google Search
Google Maps
YouTube



Apps menu page 4

SIM Tool Kit (STK)
Partners' app
Partners' app

¹For exceptions on specific apps or specific markets, please contact KaiOS Support & Product team to get final approval. KaiOS reserves the right of final interpretation for the content hereinabove.

²Only available on KaiOS 2.5.4 and 3.0+.

³Not available on KaiOS 3.0.

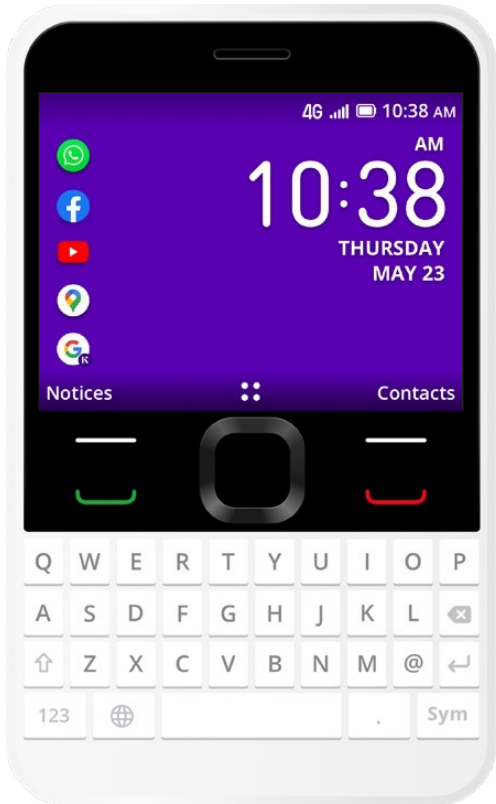
256MB/512MB device

3c. Apps placement

(landscape products)

Requirements¹

- All the apps in the apps menu shown in this page shall be preloaded (except Kai Voice Assistant).
- All apps in the carousel will also be in the apps menu.
- Underlined apps have a fixed position. Partners are not allowed to move their positions.
- Partners' apps will be placed at the bottom of apps menu.
- All apps cannot be uninstalled (except Facebook and WhatsApp).
- If any of the apps is unavailable, all the non-underlined apps behind it should move ahead one spot altogether.
- KaiOS is not liable if a preloaded third-party app ceases to be supported by the developer or if it does not work properly.



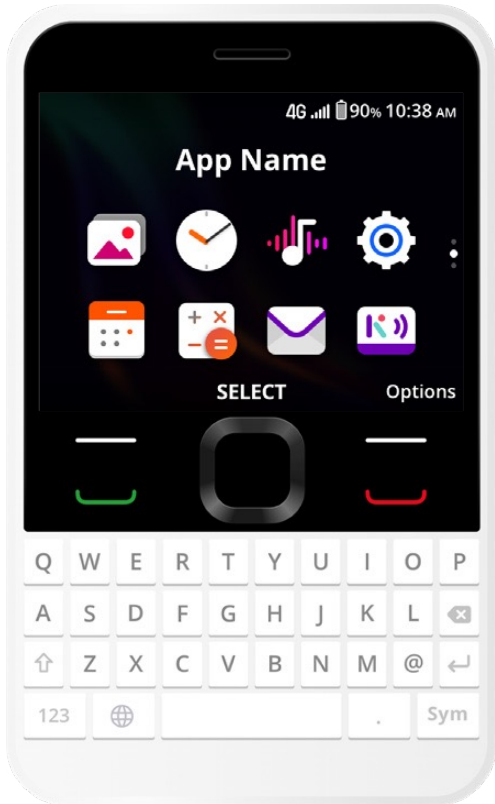
Home Screen

WhatsApp
Facebook
YouTube
Google Maps
Google Search



Apps menu page 1

KaiStore
Contacts
Call Log
KaiWeather
Internet
News
Messages
Camera



Apps menu page 2

Gallery
Clock
Music
Settings
Calendar
Calculator
E-mail
Kai Pay



Apps menu page 3

Video
Notes FM Radio
File Manager 2048
Birdy
SIM Tool Kit (STK)
Kai Voice Assistnat²
Partners' app
(will be in Apps menu page 4)
Partners' app
(will be in Apps menu page 4)

¹For exceptions on specific apps or specific markets, please contact KaiOS Support & Product team to get final approval. KaiOS reserves the right of final interpretation for the content hereinabove.

²Only available on KaiOS 2.5.4 and 3.0+.

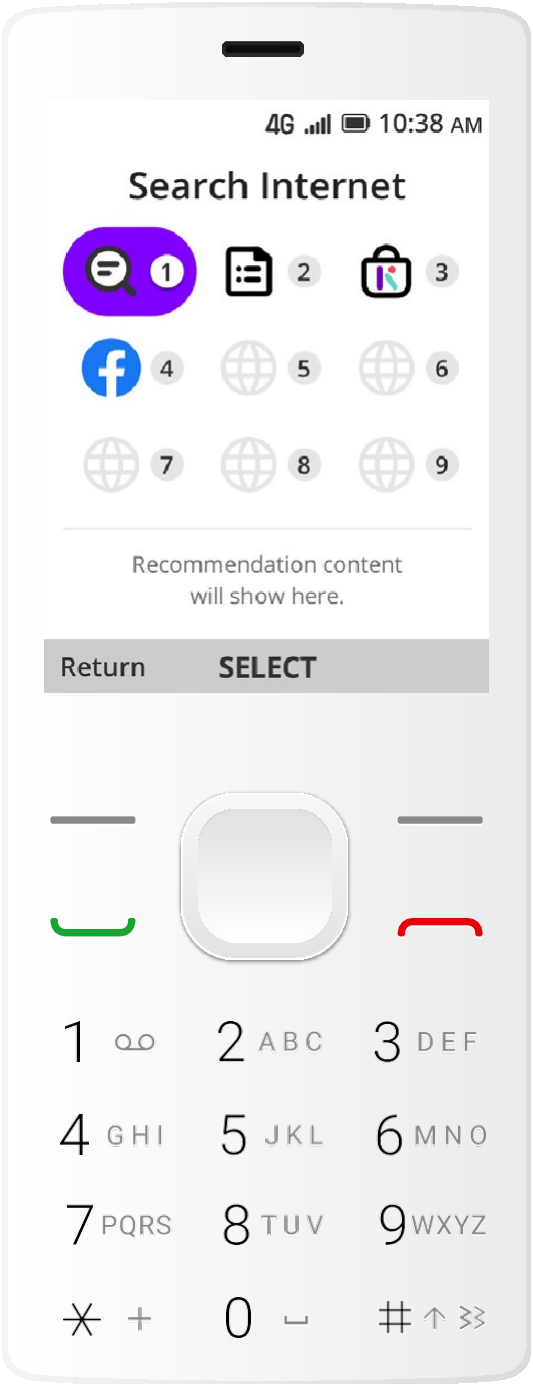
4. Browser set-up and bookmarks

Requirements

- Facebook must be present in the browser's top sites, at the 4th position.



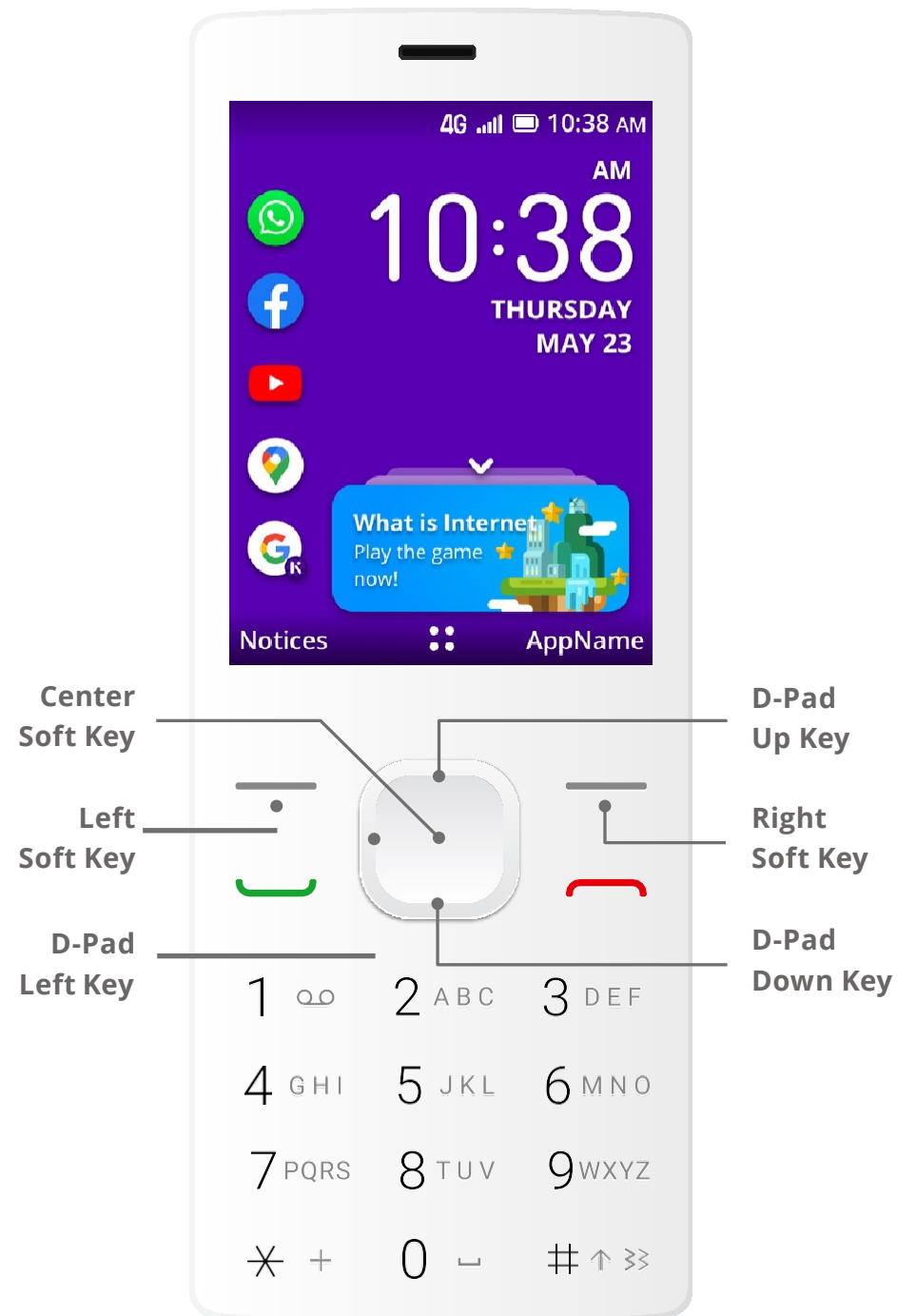
Internet app



Internet top sites

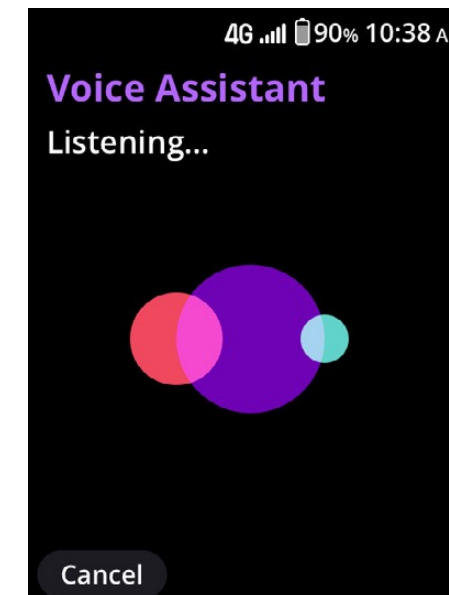
Physical keys

5a. D-pad, LSK, and RSK navigation on home screen



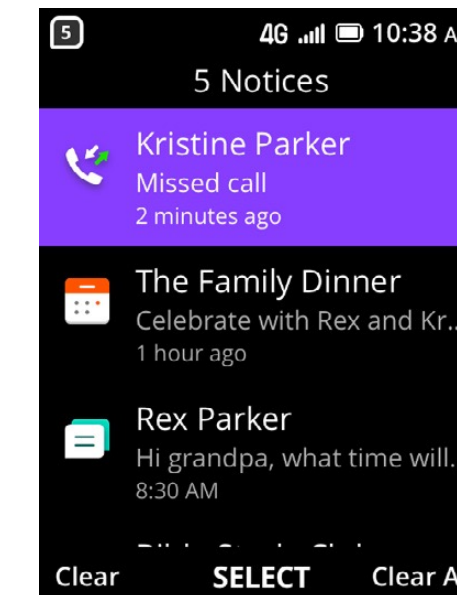
Long press **Center Soft Key** to launch

1 Kai Voice Assistant¹




Press **Left Soft Key** to launch

2 Notices



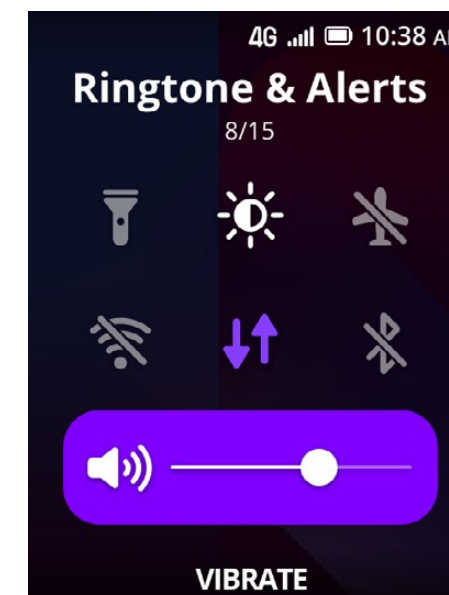
Press **D-Pad Left** key to launch

3 Carousel



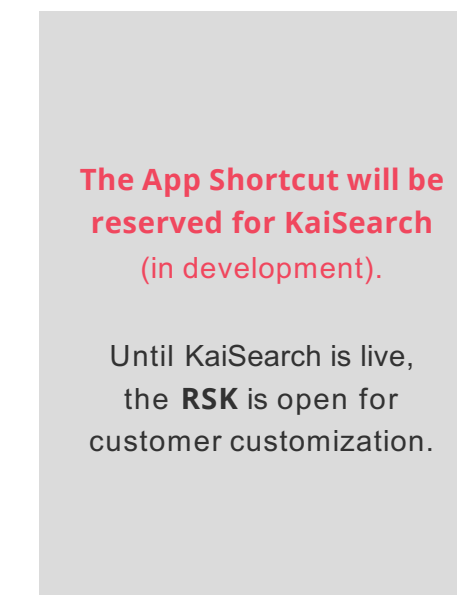
Press **D-Pad Up** key to launch

4 Instant Settings



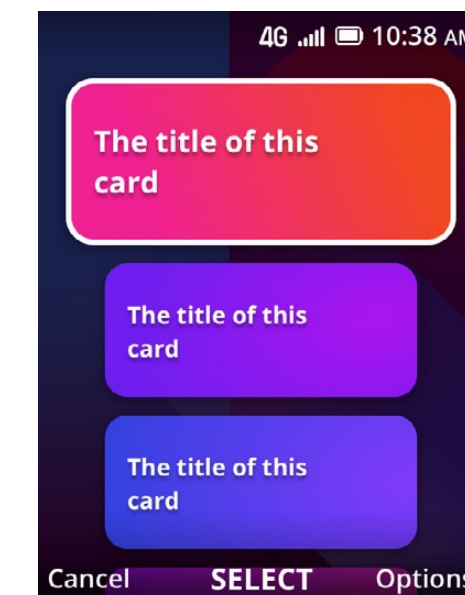
Press **Right Soft Key** to launch

5 App Shortcut



Press **D-Pad Down** key to launch

6 Cards



6. Startup screen

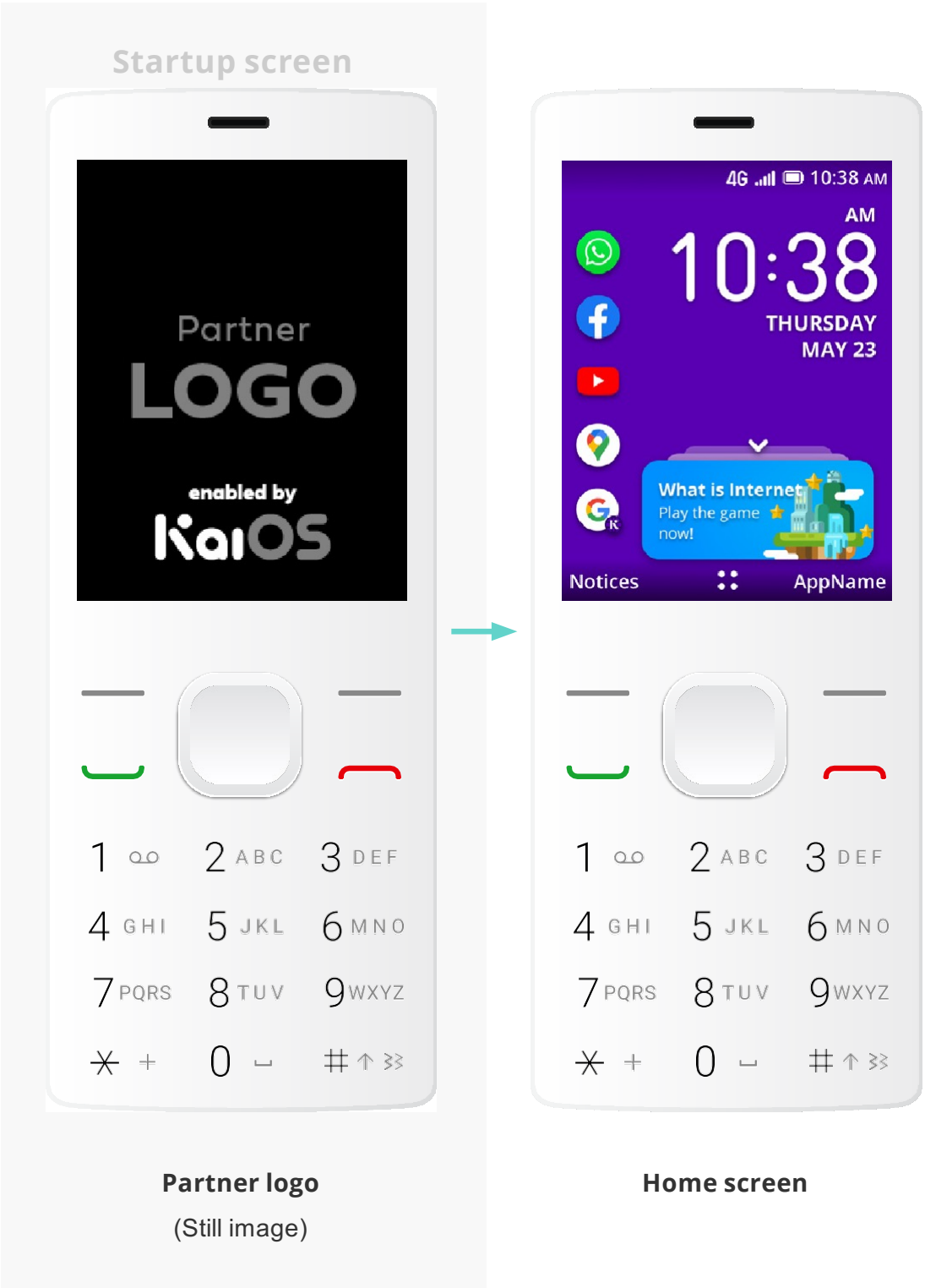
This guide serves as a resource to partners to help configure their systems with a custom startup screen that display the brand logo on KaiOS operating system.

Asset requirements

| | |
|-----------|---|
| Format | PNG |
| Dimension | Portrait: QVGA 240(w) x 320(h) pixels Landscape: QVGA 320(w) x 240(h) pixels |
| Filename | Image sequence: carrier_bootup_##.png Still image: carrier_bootup.png |

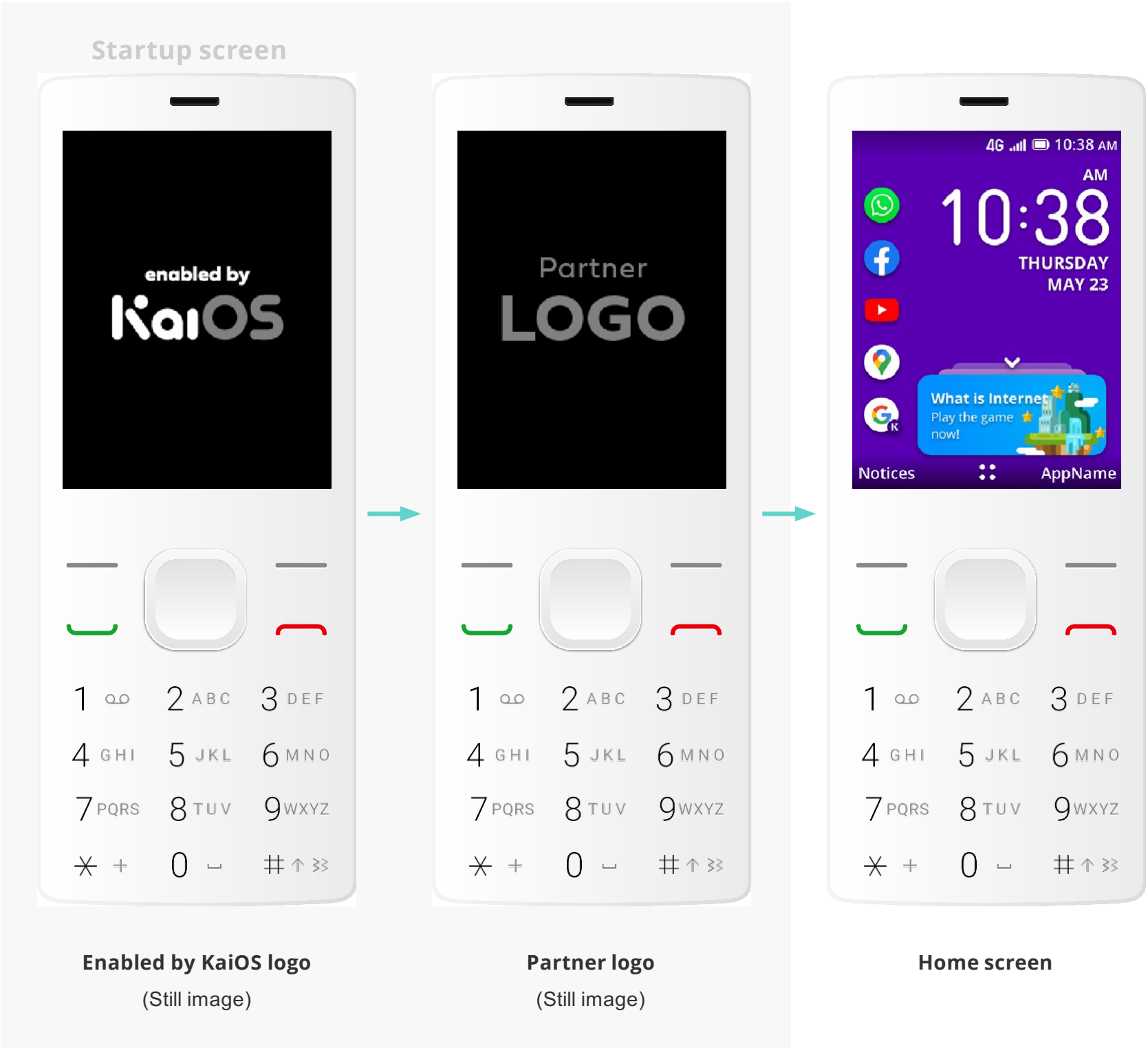
Startup screen —
Placement for one partner logo

6a.Option 1: Enabled by KaiOS



Startup screen —
Placement for one partner logo

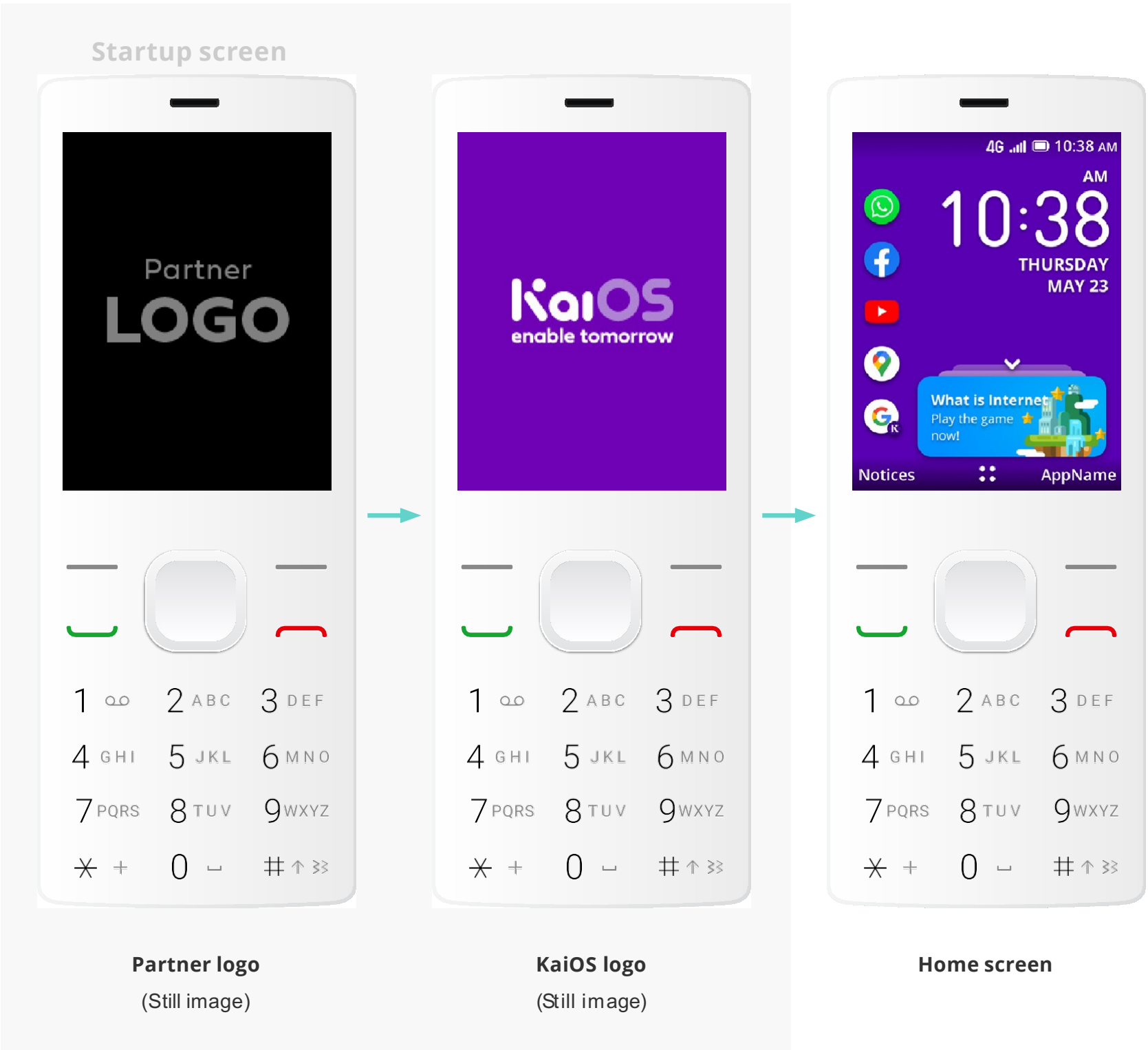
6a.Option 2: Enabled by KaiOS (standalone)



Startup screen —
Placement for one partner logo

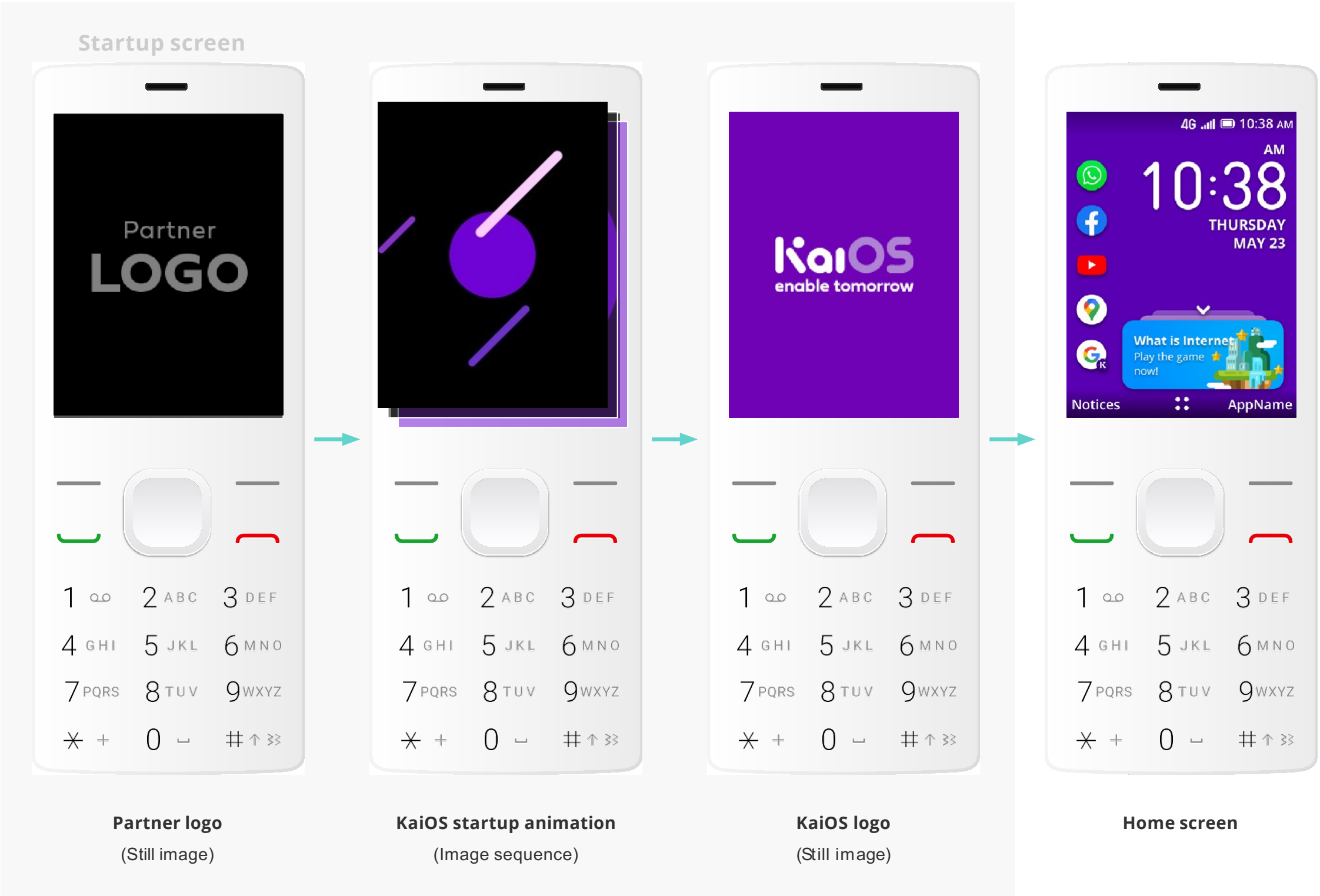
6a.Option 3: KaiOS still image

Color options for KaiOS logo:



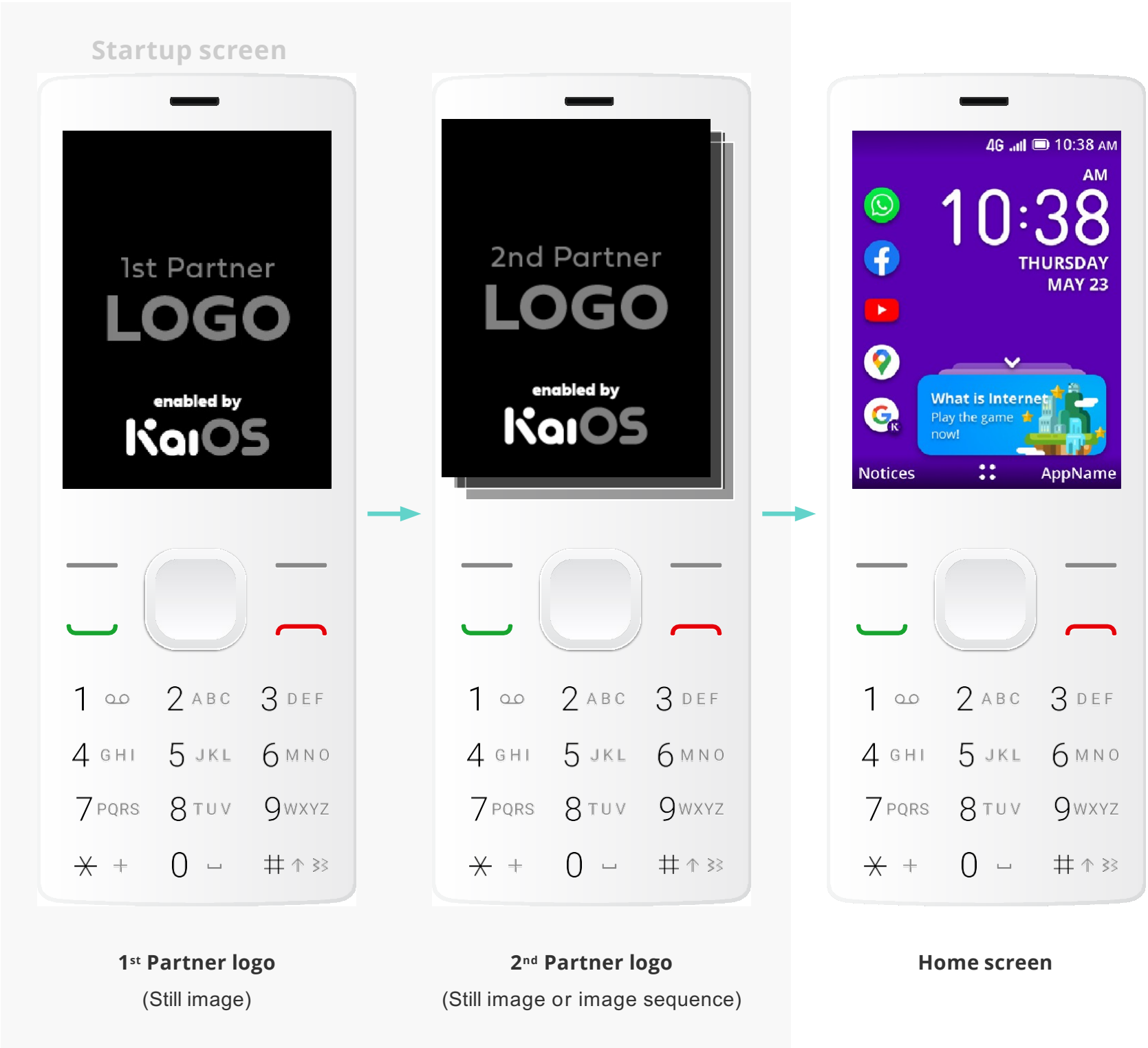
Startup screen —
Placement for one partner logo

6a.Option 4: KaiOS animation



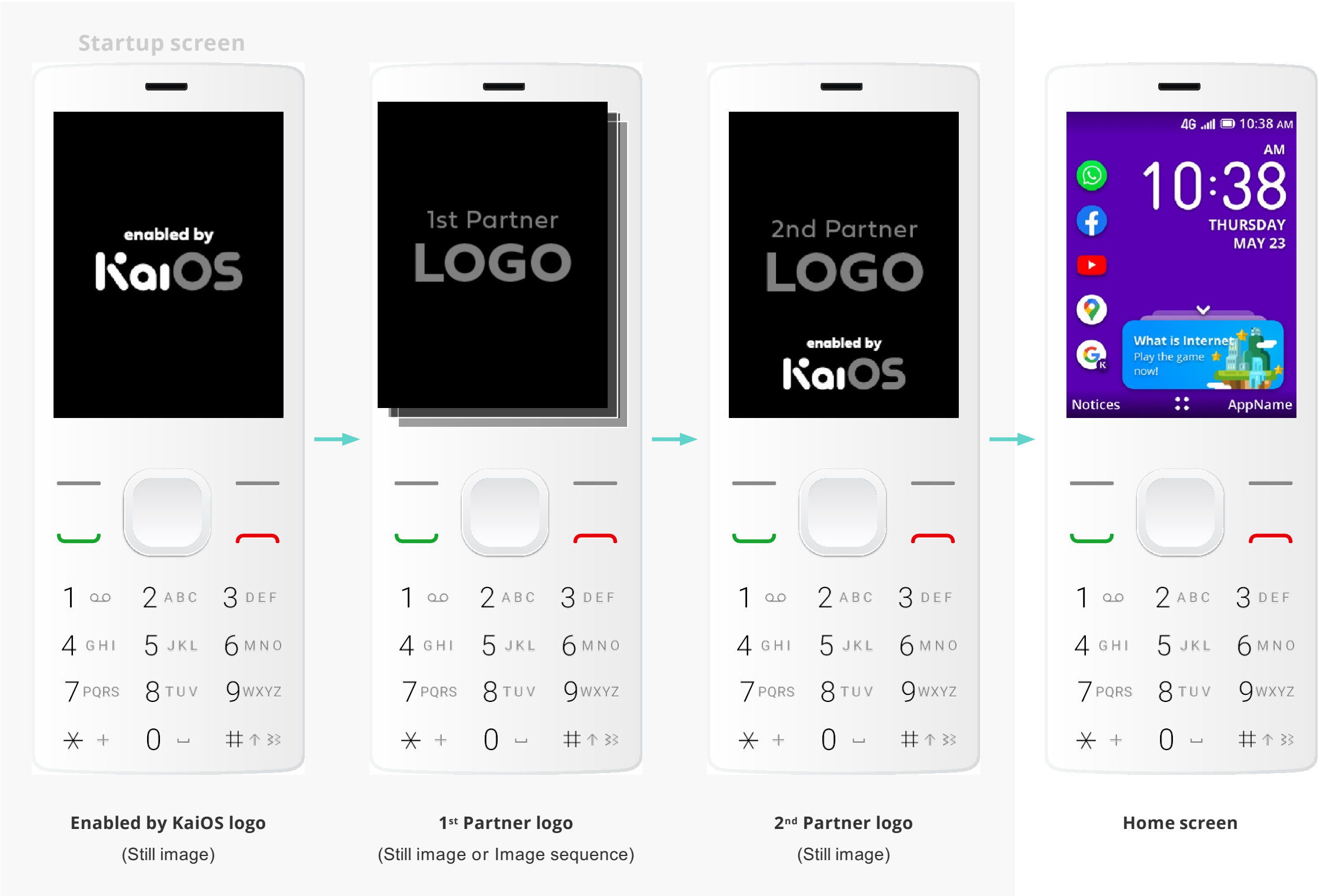
Startup screen —
Placement for two partner logos

6b. Option 1: Enabled by KaiOS



Startup screen —
Placement for two partner logos

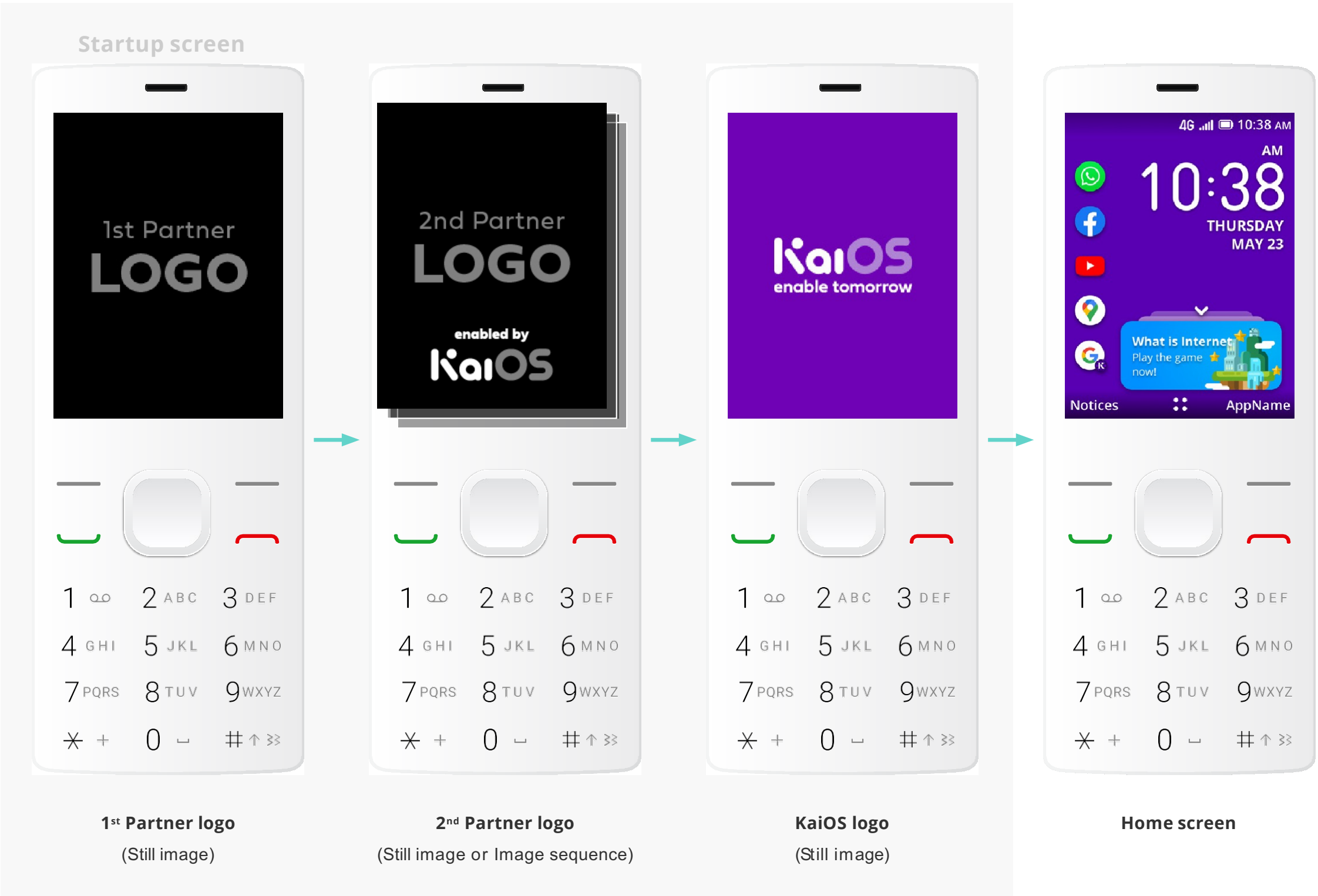
6b. Option 2:
Enabled
by KaiOS
(standalone)



Startup screen —
Placement for two partner logos

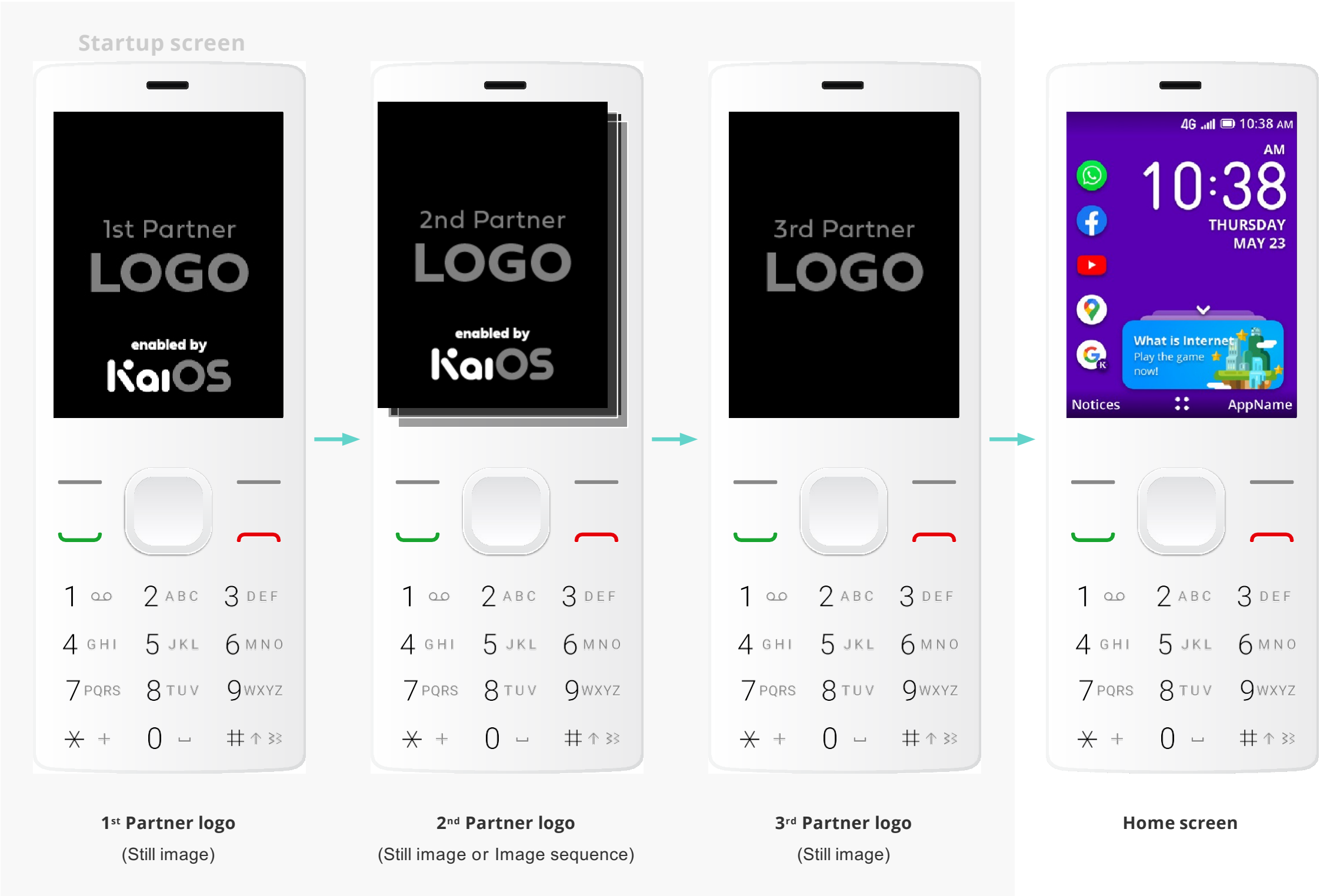
6b. Option 3: KaiOS still image

Color options for KaiOS



Startup screen —
Placement for three partner logos

6c. Enabled by KaiOS



7. Shutdown screen

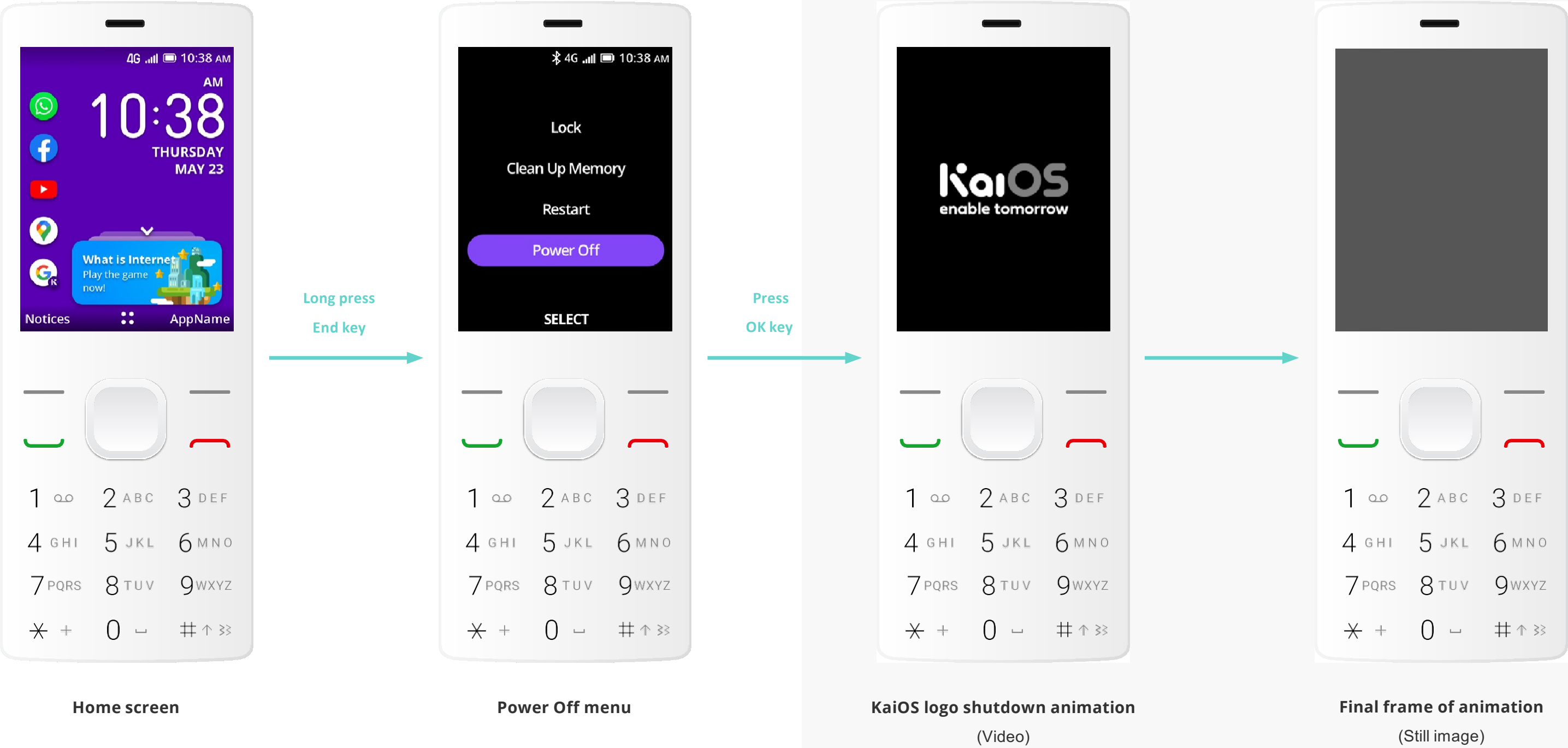
This guide serves as a resource to partners to help configure their systems with a custom shutdown screen that display the brand logo on KaiOS operating system.

Asset requirements

| | |
|-----------|---|
| Format | MP4 or PNG |
| Dimension | Portrait: QVGA 240(w) x 320(h) pixels Landscape: QVGA 320(w) x 240(h) pixels |
| Filename | Video: carrier_power_off.mp4 Still image: carrier_power_off.png |

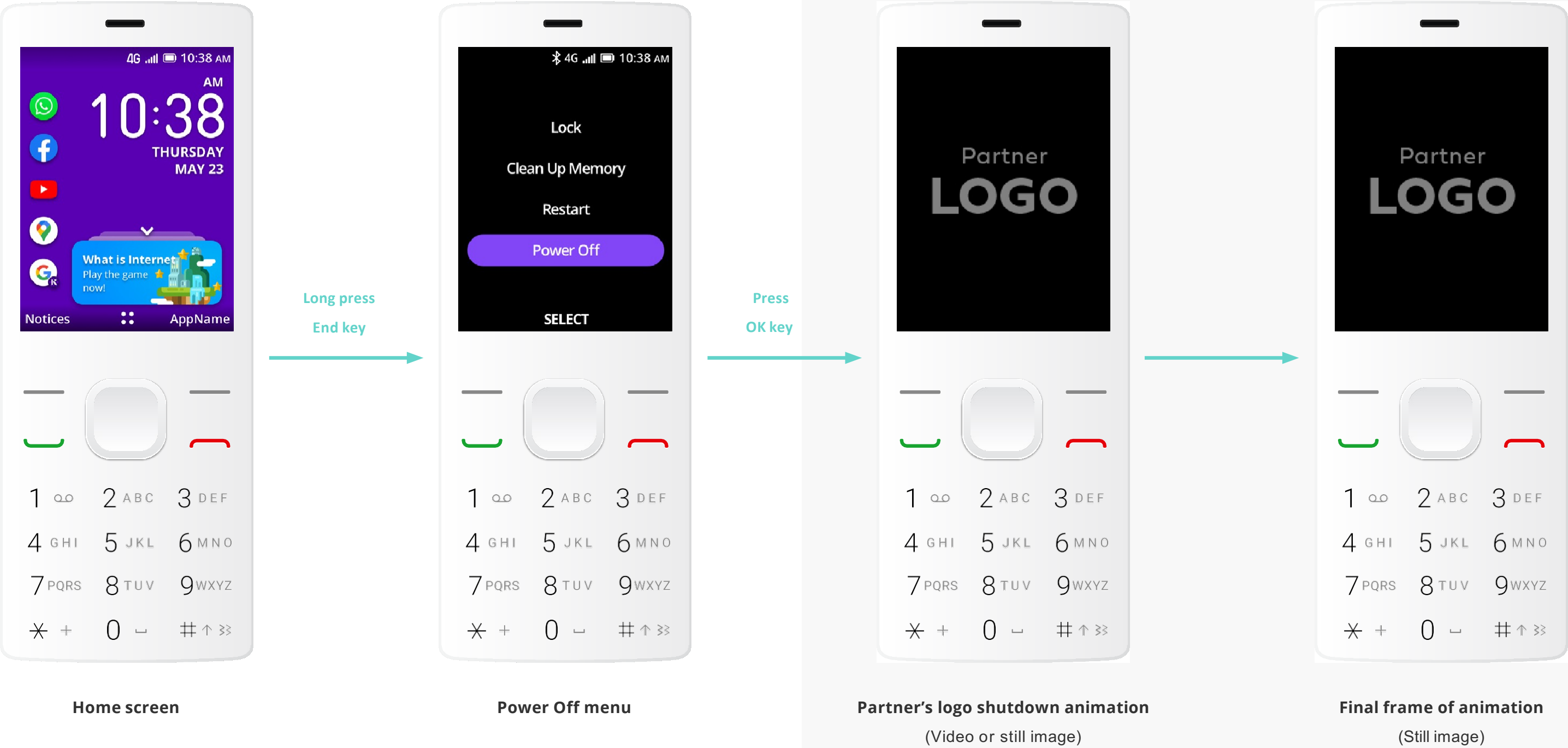
Shutdown screen

7a. Option 1: KaiOS version



Shutdown screen

7b. Option 2: Partner's custom version



Package design

1. Rules of product packaging
2. Packaging templates
3. Screen cling



1. Rules of product packaging

In order to gain approval from KaiOS, you must follow these rules:

1



Enabled by KaiOS badge
Display the Enabled by KaiOS badge on one or more outer sides of the packaging.

2



KaiStore Apps Strip
Display the KaiStore App Strip on one or more outer sides of the packaging. Text may be localised.

3



KaiOS Home Screen
Show the KaiOS home screen with the column of app icons on your device's screen. Wallpaper may be customized.

4



Screen Cling
Include a screen cling adhered onto your device. The screen cling serves as an important touchpoint when your device is displayed in retail stores.

These graphics assets are available to download at kaiotech.com/partner-resources

Submit your final packaging designs to marketing@kaiotech.com for approval by KaiOS.

Note: Reserve two weeks for this approval process in your planning.

For reference only

2. Packaging templates


Over the next pages, we'll give you visual examples you can use as references for your packaging.

Please note that they are references — just that. **Copying them exactly as they are will not produce good results.**

We encourage you to adapt these templates, making changes as needed, including changes to the:

- positioning of the required elements
- positioning of the icons
- positioning of the text
- size of elements
- fonts in “These and many other apps available on KaiOS”

Feel free to create original designs, too. All we ask is that you respect our [Rules of product packaging on page 38](#).



For reference only

2. Packaging templates

Examples of usage on the front side of the product packaging

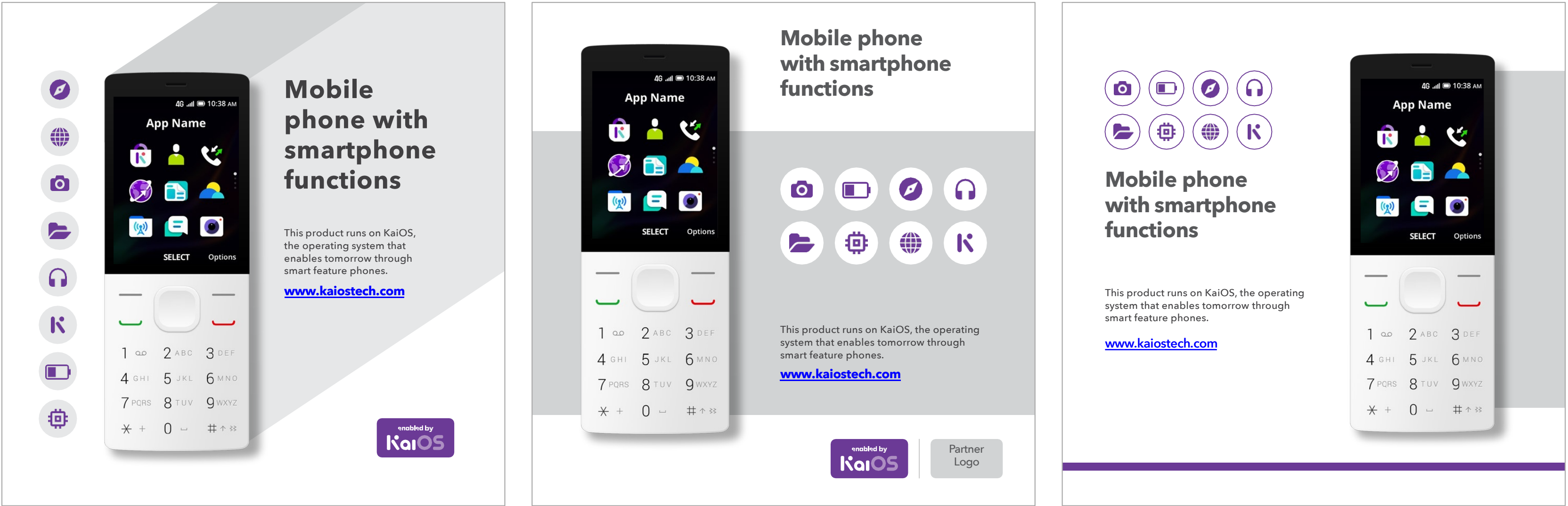


These templates are available to download at kaiotech.com/partner-resources

For reference only

2. Packaging templates

Examples of usage on the **back side** of the product packaging



These templates are available to download at kaiotech.com/partner-resources

3. Screen cling

What to display on your screen cling

We recommend you add at least two of these points onto your screen cling artwork to ensure customers can quickly understand the unique offerings of your device.

Customization

Feel free to customize the graphic templates to your needs*. For example;

- Change the screen cling’s background colour to your brand’s primary colour
- localize text to your market’s primary language
- Adapt the *Hardware Features* graphics according to your device, e.g. specify how many days your battery lasts.

*Do not customize the graphics specific to KaiOS Technologies, Facebook, WhatsApp, or YouTube without first gaining approval from the respective companies.

Essential selling points



Essential apps

Facebook, WhatsApp, and YouTube are highly desirable apps. Displaying these app logos will immediately set your product apart from feature phones that do not have all the same apps.



Hardware features

In addition to internet and apps, KaiOS devices also provide customers with these essential hardware features:


- Wi-Fi for internet
- Long battery life
- FM radio
- Bluetooth

Other selling points



KaiOS logo

Help customers identify a KaiOS smart feature phone by displaying our logo.



KaiStore logo & description

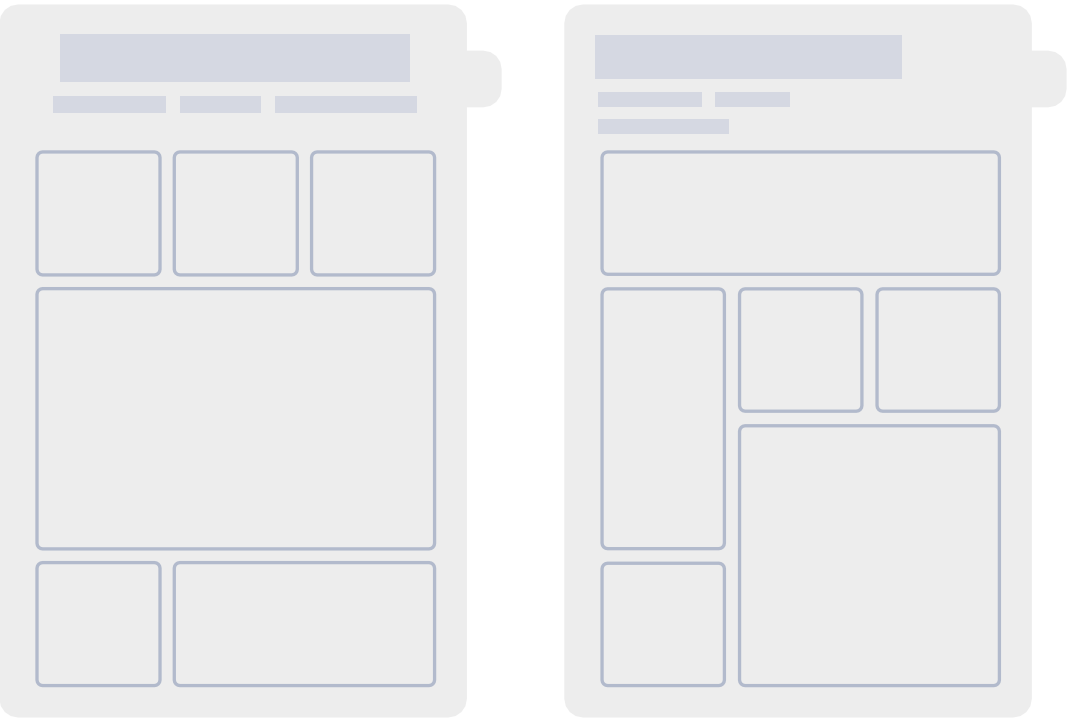
Remind customers they can download hundreds of apps from the KaiStore, many of which are free of charge.

These templates are available to download at kaiotech.com/partner-resources

3. Screen cling

To help you quickly build the screen cling for your KaiOS devices, we offer a set of graphic templates in various size blocks.

Choose suitable blocks for your device and add them to your screen cling artwork.



Notes

For exceptions on specific apps or specific markets, please contact KaiOS Support & Product team to get final approval.

KaiOS reserves the right of final interpretation for the content hereinabove.

Stay up-to-date

Follow us on [Twitter](#), [Facebook](#), and [LinkedIn](#) to discover what's new and next for KaiOS, smart feature phones, and closing the digital divide.

You can also send in your questions, comments, and ideas to marketing@kaiotech.com.

Version 2.10
Last updated: 08Sep 2021

